

# **GUADALUPE COUNTY, TEXAS**

## **MONTHLY UNAUDITED FINANCIAL REPORT**



For the Month Ended  
January 31, 2014

**GUADALUPE COUNTY, TEXAS**

**MONTHLY UNAUDITED FINANCIAL REPORT**

Prepared by

**GUADALUPE COUNTY AUDITOR**

Kristen Klein  
County Auditor

**GUADALUPE COUNTY, TEXAS**  
**Unaudited Monthly Financial Report**

As of  
January 31, 2014

**TABLE OF CONTENTS**

County Auditor's Letter of Transmittal	Page 4
--	-----------

**BUDGET STATUS**

Top Five Revenues	5
Charts:	
❖ Current Property Tax Collections (Maintenance & Operations, General Fund)	6
❖ Sales Tax	7
❖ Vehicle Registration	8
❖ Inmate Board Bills	9
Schedule of Revenues - All Departments - Budget and Year-to-Date Actual	10
Schedule of Expenditures - All Departments - Budget and Year-to-Date Actual	14

**FINANCIAL STATEMENTS**

General Fund Balance Sheet	21
Road & Bridge Fund Balance Sheet	23
Consolidated Balance Sheet, All Funds	24

**SCHEDULES**

Debt Service Schedule	26
-----------------------	----



# Guadalupe County, Texas

## Office of the County Auditor

307 W. Court, Suite 205  
Seguin, Texas 78155

Kristen Klein  
County Auditor

Heidi Franzen  
First Assistant

19-Feb-14

The Board of Judges  
The Commissioners' Court  
Guadalupe County, Texas

Honorable Judges and Commissioners:

The unaudited and unadjusted Monthly Financial Report of Guadalupe County, Texas is submitted herewith for the period from January 1, 2014 through January 31, 2014. This report was prepared by the County Auditor in compliance with Chapter 114 of the Local Government Code (Vernon's Texas Codes Annotated).

The Monthly Financial Report is presented in three sections: **Budget Status**, **Financial Statements**, and **Schedules**. The Budget Status section includes the "Top Five" revenues with selected charts. The Schedule of Revenues shows adjusted budget, year-to-date collections, and the remainder of the funds to be collected. The Schedule of Expenditures for all departments shows the adjusted budget, the year-to-date activity, current encumbrance, and the remainder in the budget. Included in the Financial Statements are separate balance sheets for the General Fund and Road & Bridge Fund, followed by a Consolidated Balance Sheet. These statements report on all County funds. The Schedules section includes the sales tax collection by month received, debt service payments, and total outstanding debt.

This report is designed to provide a general overview of Guadalupe County's finances for all those with an interest in the County's finances at a specific point during the fiscal year. However, the reader should note that the report does not include those disclosures associated with, and usually made a part of, audited financial statements. Questions concerning any of the information provided in this report or requests for additional information should be addressed to the Guadalupe County Auditor, 307 W. Court, Seguin, Texas 78155.

Respectfully Submitted,

Kristen Klein  
Guadalupe County Auditor

## GUADALUPE COUNTY, TEXAS

### Revenues - Top Five Revenues

These five revenue sources represent 87% of revenue for the General Fund; hence, I refer to them as the "Top Five."

	FY14 Budget	% of Total Budget
# 1 Property Taxes	\$ 28,425,000	64.8%
# 2 Sales Tax	\$ 6,545,000	14.9%
# 3 City Contribution - Hospital	\$ 1,380,492	3.1%
# 4 Inmate Board Bills	\$ 1,000,000	2.3%
# 5 Vehicle Registration	\$ 900,000	2.1%
Total of "Top Five"	\$ 38,250,492	87.2%
 Total General Fund Revenue	 \$ 43,885,729	

#### **#1 Property Taxes**

The County is different from other forms of local government in that it has limited sources of funding. The main funding source, and the only funding source directly controlled by the Commissioners Court, is property taxes. In the General Fund, Current Property Taxes (Maintenance and Operations, M&O) represent 64.8% of all revenue. Please see the chart included in this report for historical budget and collections information.

#### **#2 Sales Tax**

Guadalupe County's 1/2 percent sales and use tax rate (.005) was effective January 1, 1988. Please see the chart included in this report for historical budget and collections information.

#### **#3 Inmate Board Bills**

In 2001, in order to accommodate the growth in inmate population, the County completed construction on the new Law Enforcement Center which added approximately 400 beds to the Adult Detention Center (Jail). This additional bed space in the County Detention Facility has been rented out to other governmental entities (local and federal) in need of housing for their inmates. This "renting of bed space" is referred to as inmate board bills.

Inmate board bill revenue does fluctuate and depends on the needs of other jurisdictions; this revenue is not secured or guaranteed for any budget period. Please see the chart included in this report for historical budget and collections information.

#### **#4 City Contribution to Hospital**

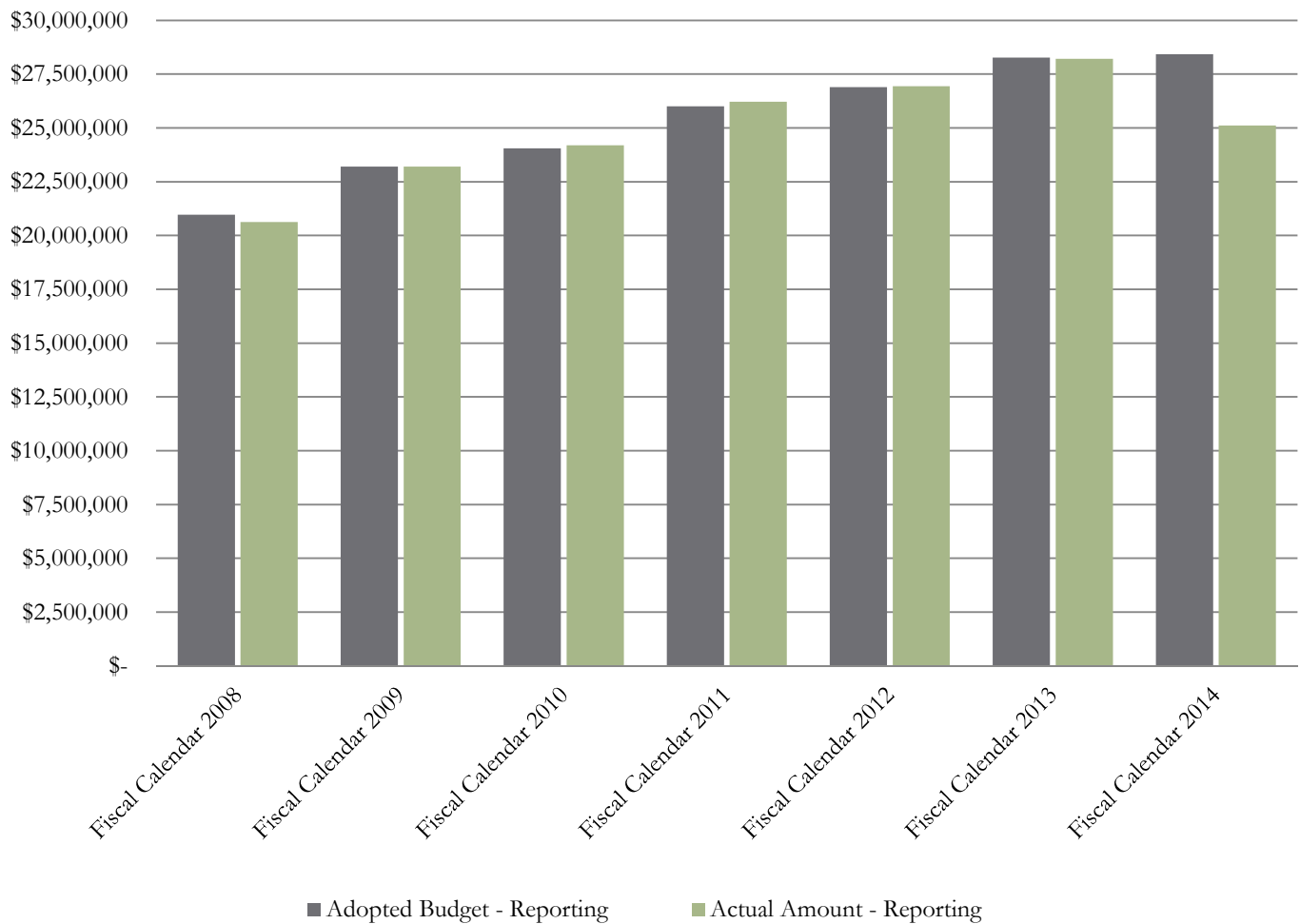
The County pays to the city-county hospital (Guadalupe Regional Medical Center, GRMC) 8% of its General Revenue Tax Levy (general fund property taxes and sales tax) for indigent health care. The City of Seguin then contributes to the County half of this 8% (i.e. 4%). This amount is set in an interlocal agreement between Guadalupe County and the City of Seguin on an annual basis.

Amount to GRMC	\$ 2,760,984	Amount from City of Seguin	\$ 1,380,492
----------------	--------------	----------------------------	--------------

#### **#5 Vehicle Registration (General Fund)**

The Tax Assessor Collector remits a portion of the vehicle registration funds to the General Fund. This calculation is based on the Texas Transportation Code 502.1981. For more information on Vehicle Registration, please contact Tavie Murphy, Tax Assessor-Collector. Please see the chart included in this report for historical budget and collections information.

## Current Maintenance and Operation Property Taxes by Fiscal Year

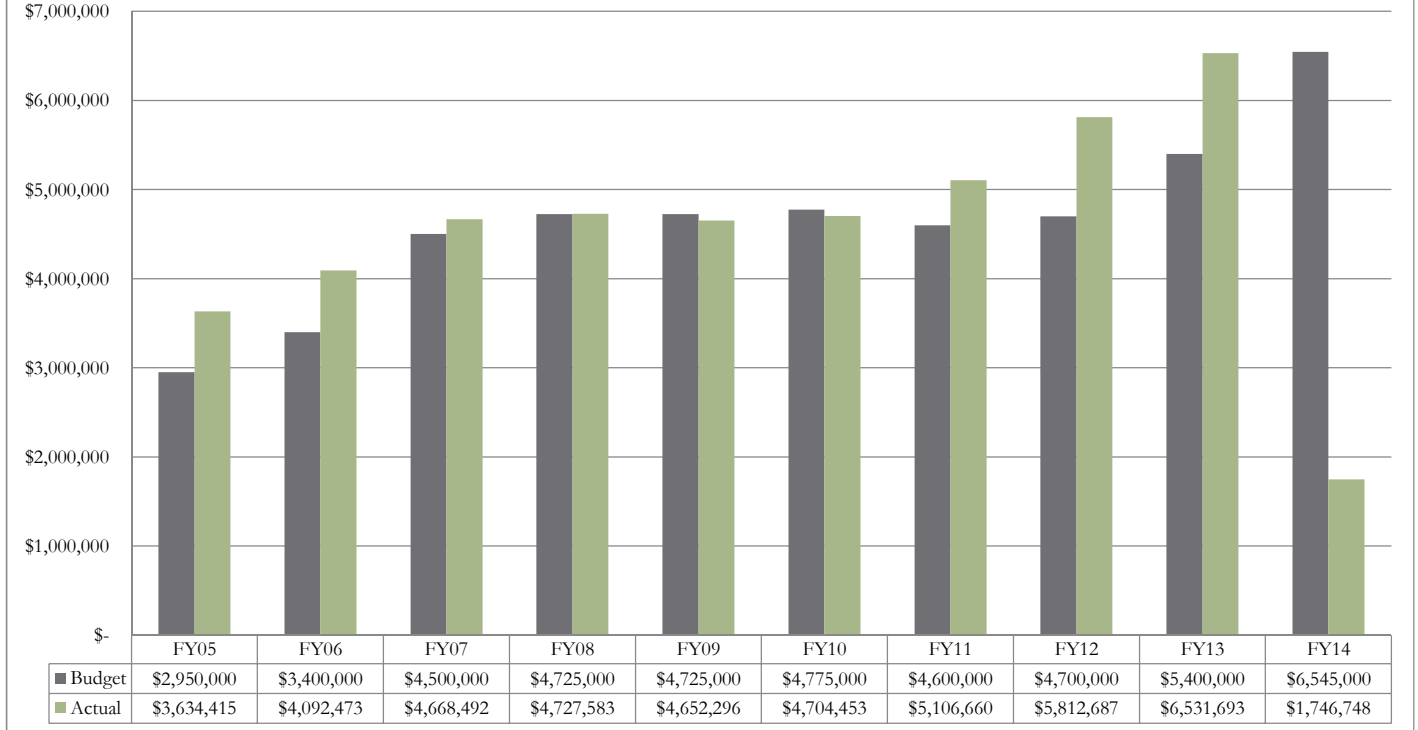


GL Account Code And Description	100-409_300.7110 - Revenues Current Taxes / Real Property
Process Status	Posted
Fiscal Month	(Multiple Items)

Row Labels		Adopted Budget - Reporting		Actual Amount - Reporting	
Fiscal Calendar 2008	\$	20,970,000	\$	20,632,182	
Fiscal Calendar 2009	\$	23,200,000	\$	23,198,279	
Fiscal Calendar 2010	\$	24,050,000	\$	24,187,873	
Fiscal Calendar 2011	\$	26,000,000	\$	26,223,685	
Fiscal Calendar 2012	\$	26,900,000	\$	26,934,675	
Fiscal Calendar 2013	\$	28,276,000	\$	28,215,774	
Fiscal Calendar 2014	\$	28,425,000	\$	25,112,858	

**GUADALUPE COUNTY, TEXAS**

**Annual Sales Tax Collections  
Budget versus Actual**



**GUADALUPE COUNTY, TEXAS  
Sales Tax History by Month Remitted to County**

	2005	2006	2007	2008	2009	2010	2011	2012	2013	2014	% increase / decrease compared to same month prior year
<b>JAN</b>	\$ 237,093	\$ 314,676	\$ 349,559	\$ 368,220	\$ 397,715	\$ 346,005	\$ 382,270	\$ 430,643	\$ 494,588	\$ 481,516	-2.6%
<b>FEB</b>	\$ 368,688	\$ 423,338	\$ 442,866	\$ 476,694	\$ 464,609	\$ 475,600	\$ 534,297	\$ 488,604	\$ 680,186	\$ 726,937	6.9%
<b>MAR</b>	\$ 274,375	\$ 297,158	\$ 376,442	\$ 320,918	\$ 334,184	\$ 326,067	\$ 357,560	\$ 396,963	\$ 448,163		
<b>APR</b>	\$ 223,958	\$ 304,813	\$ 319,673	\$ 332,138	\$ 327,275	\$ 330,724	\$ 319,326	\$ 388,922	\$ 468,814		
<b>MAY</b>	\$ 335,171	\$ 377,284	\$ 447,465	\$ 419,737	\$ 432,855	\$ 460,873	\$ 514,187	\$ 583,289	\$ 627,676		
<b>JUN</b>	\$ 302,880	\$ 342,426	\$ 342,983	\$ 383,242	\$ 378,335	\$ 368,662	\$ 406,277	\$ 466,522	\$ 540,830		
<b>JUL</b>	\$ 283,213	\$ 326,541	\$ 366,574	\$ 371,028	\$ 357,432	\$ 373,210	\$ 412,771	\$ 491,571	\$ 525,020		
<b>AUG</b>	\$ 372,686	\$ 393,457	\$ 439,698	\$ 443,688	\$ 448,602	\$ 475,708	\$ 499,670	\$ 538,575	\$ 576,638		
<b>SEP</b>	\$ 307,597	\$ 321,750	\$ 378,282	\$ 394,690	\$ 359,243	\$ 394,910	\$ 385,140	\$ 530,894	\$ 535,094		
<b>OCT</b>	\$ 328,450	\$ 319,119	\$ 450,706	\$ 380,559	\$ 344,497	\$ 375,173	\$ 457,681	\$ 534,330	\$ 543,168		
<b>NOV</b>	\$ 355,904	\$ 364,367	\$ 413,891	\$ 429,525	\$ 391,505	\$ 428,715	\$ 465,543	\$ 523,329	\$ 598,095		
<b>DEC</b>	\$ 307,543	\$ 340,355	\$ 407,145	\$ 416,044	\$ 348,805	\$ 371,938	\$ 439,045	\$ 493,420	\$ 538,296		
<b>TOTAL</b>	\$ 3,697,557	\$ 4,125,285	\$ 4,735,283	\$ 4,736,482	\$ 4,585,057	\$ 4,727,585	\$ 5,173,767	\$ 5,867,061	\$ 6,576,569		

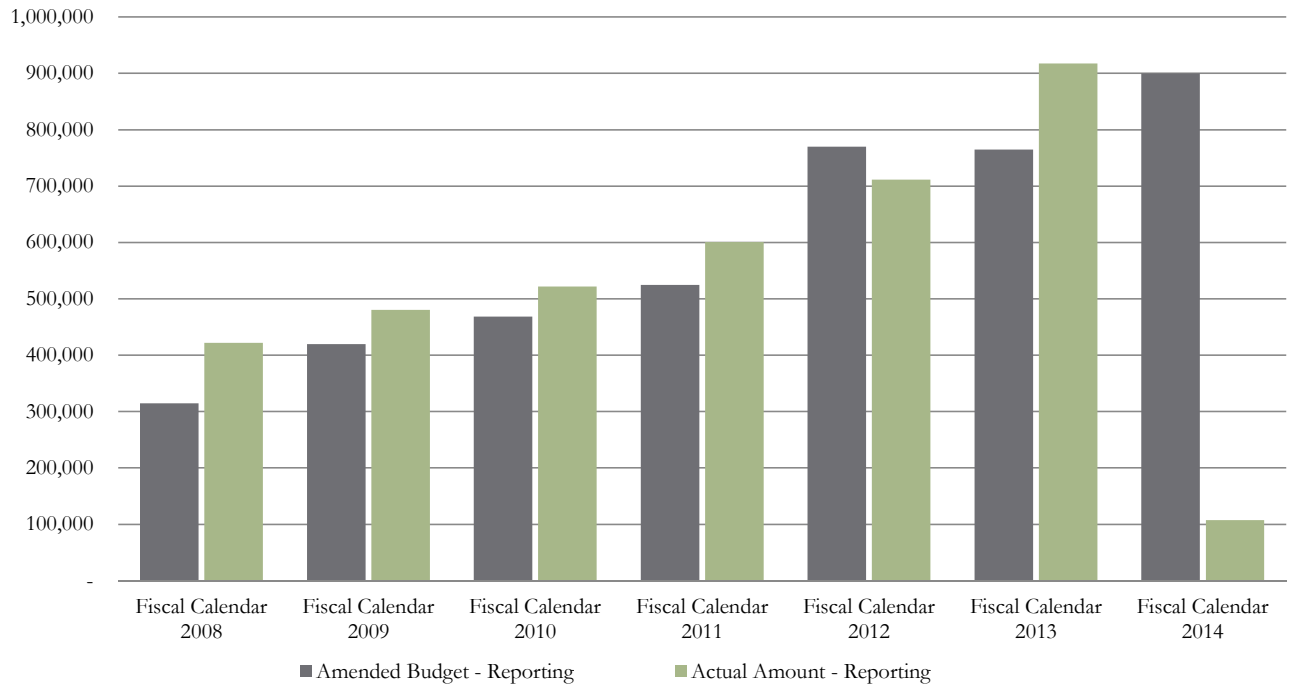
**SALES TAX BY FISCAL YEAR**

	FY05	FY06	FY07	FY08	FY09	FY10	FY11	FY12	FY13	FY14
<b>Budget</b>	\$ 2,950,000	\$ 3,400,000	\$ 4,500,000	\$ 4,725,000	\$ 4,725,000	\$ 4,775,000	\$ 4,600,000	\$ 4,700,000	\$ 5,400,000	\$ 6,545,000
<b>Actual</b>	\$ 3,634,415	\$ 4,092,473	\$ 4,668,492	\$ 4,727,583	\$ 4,652,296	\$ 4,704,453	\$ 5,106,660	\$ 5,812,687	\$ 6,531,693	\$ 1,746,748

% increase / decrease compared to prior fiscal year	12.4%	12.6%	14.1%	1.3%	-1.6%	1.1%	8.5%	13.8%	12.4%
--	-------	-------	-------	------	-------	------	------	-------	-------

**GUADALUPE COUNTY, TEXAS**

**Vehicle Registration - General Fund  
by Fiscal Year**

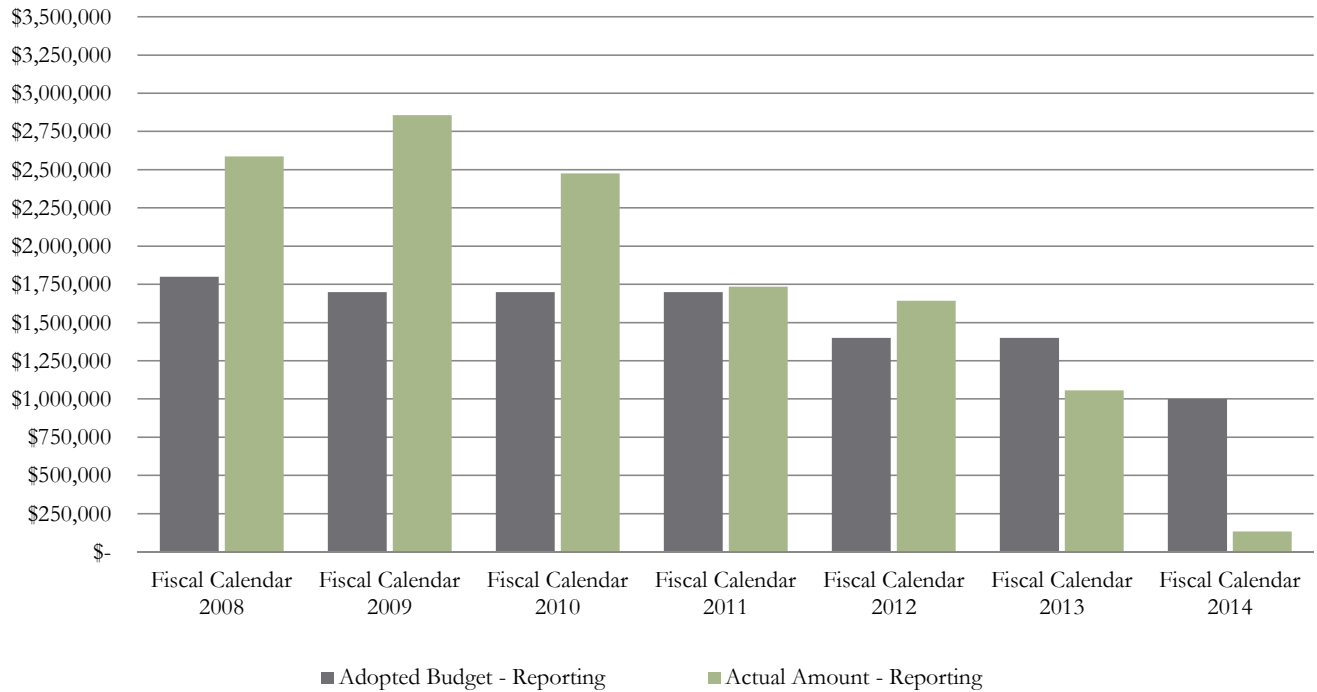


GL Account Code And Description	100-499-00_300.7235 - Revenues Vehicle Registration-TC 502.1981
Process Status	Posted
Fiscal Month	(Multiple Items)

Row Labels	Amended Budget - Reporting	Actual Amount - Reporting
Fiscal Calendar 2008	315,000	422,422
Fiscal Calendar 2009	420,000	480,707
Fiscal Calendar 2010	469,000	522,108
Fiscal Calendar 2011	525,000	600,951
Fiscal Calendar 2012	770,000	711,836
Fiscal Calendar 2013	765,000	917,758
Fiscal Calendar 2014	900,000	107,476

**GUADALUPE COUNTY, TEXAS**

**Inmate Board Bills  
by Fiscal Year**



GL Account Code And Description	100-570-00_350.7470 - Intergovernmental Inmate Board Bills
Process Status	Posted
Fiscal Month	(Multiple Items)

Row Labels	Adopted Budget - Reporting		Actual Amount - Reporting	
Fiscal Calendar 2008	\$	1,800,000	\$	2,586,597
Fiscal Calendar 2009	\$	1,700,000	\$	2,856,367
Fiscal Calendar 2010	\$	1,700,000	\$	2,474,695
Fiscal Calendar 2011	\$	1,700,000	\$	1,734,986
Fiscal Calendar 2012	\$	1,400,000	\$	1,642,161
Fiscal Calendar 2013	\$	1,400,000	\$	1,056,540
Fiscal Calendar 2014	\$	1,000,000	\$	133,520

**GUADALUPE COUNTY, TEXAS**  
**Schedule of Revenues - All Departments**  
**Budget and Year-to-Date for the Period Ended**  
**January 31, 2014**

	<b>Amended Budget - Reporting</b>	<b>Actual Amount - Reporting</b>	<b>Remaining Budget w/o Encumbrances - Reporting</b>
<b>100 GENERAL FUND</b>			
General Government			
Intergovernmental	190,000.00	101,845.35	88,154.65
Taxes	35,738,000.00	26,391,846.50	9,346,153.50
Charges for Services	1,054,345.00	284,843.93	769,501.07
Licenses and Permits	1,079,200.00	167,420.61	911,779.39
Interest Income	126,200.00	46,509.08	79,690.92
Miscellaneous	30,500.00	9,323.77	21,176.23
Fines & Forfeitures	8,000.00	20,928.14	(12,928.14)
<b>General Government Total</b>	<b>38,226,245.00</b>	<b>27,022,717.38</b>	<b>11,203,527.62</b>
Health and Social Services			
Intergovernmental	1,380,492.00	0.00	1,380,492.00
Charges for Services	12,000.00	6,005.00	5,995.00
Licenses and Permits	65,100.00	25,140.00	39,960.00
Miscellaneous	300.00	20.00	280.00
<b>Health and Social Services Total</b>	<b>1,457,892.00</b>	<b>31,165.00</b>	<b>1,426,727.00</b>
Judicial			
Intergovernmental	378,671.00	115,558.40	263,112.60
Charges for Services	592,850.00	157,301.21	435,548.79
Miscellaneous	2,000.00	1,037.50	962.50
Fines & Forfeitures	755,000.00	266,406.58	488,593.42
<b>Judicial Total</b>	<b>1,728,521.00</b>	<b>540,303.69</b>	<b>1,188,217.31</b>
None			
Transfers In	940,000.00	0.00	940,000.00
<b>None Total</b>	<b>940,000.00</b>	<b>0.00</b>	<b>940,000.00</b>
Public Safety			
Intergovernmental	134,071.00	62,096.33	71,974.67
Charges for Services	1,297,000.00	254,430.77	1,042,569.23
Miscellaneous	102,000.00	17,861.68	84,138.32
<b>Public Safety Total</b>	<b>1,533,071.00</b>	<b>334,388.78</b>	<b>1,198,682.22</b>
<b>100 GENERAL FUND Total</b>	<b>43,885,729.00</b>	<b>27,928,574.85</b>	<b>15,957,154.15</b>

**GUADALUPE COUNTY, TEXAS**  
**Schedule of Revenues - All Departments**  
**Budget and Year-to-Date for the Period Ended**  
**January 31, 2014**

	<b>Amended Budget - Reporting</b>	<b>Actual Amount - Reporting</b>	<b>Remaining Budget w/o Encumbrances - Reporting</b>
<b>200 ROAD &amp; BRIDGE FUND</b>			
Infrastructure & Environmental Service	7,290,900.00	5,484,067.68	1,806,832.32
<b>400 LAW LIBRARY FUND</b>			
Judicial	60,000.00	16,546.56	43,453.44
<b>403 SHERIFF'S STATE FORFEITURE CH 59</b>			
Public Safety	5,000.00	17.83	4,982.17
<b>405 SHERIFF'S FEDERAL FORFEITURE</b>			
Public Safety	60,000.00	7,134.53	52,865.47
<b>408 FIRE CODE INSPECTION FEE FUND</b>			
Public Safety	13,000.00	6,144.00	6,856.00
<b>410 COUNTY CLERK RECORDS MGMT FUND</b>			
General Government	130,000.00	48,679.23	81,320.77
<b>411 CO. CLERK RECORDS ARCHIVE-GF</b>			
General Government	125,000.00	47,955.45	77,044.55
<b>412 COUNTY RECORDS MANAGEMENT</b>			
General Government	35,000.00	10,049.32	24,950.68
<b>413 VITAL STATISTICS PRESERVATION-GF</b>			
General Government	4,000.00	1,117.00	2,883.00
<b>414 COURTHOUSE SECURITY</b>			
Public Safety	60,000.00	20,041.57	39,958.43
<b>415 DISTRICT CLERK RECORDS MGMT</b>			
Judicial	9,000.00	2,919.82	6,080.18
<b>416 JUSTICE COURT TECHNOLOGY</b>			
Judicial	31,000.00	10,301.85	20,698.15
<b>417 CO &amp; DIST COURT TECHNOLOGY FUND</b>			
Judicial	4,000.00	1,110.52	2,889.48
<b>418 JUSTICE COURT SECURITY</b>			
Judicial	8,000.00	2,532.18	5,467.82
<b>420 SURPLUS FUNDS-ELECTION CONTRACTS</b>			
General Government	0.00	17,569.32	(17,569.32)

**GUADALUPE COUNTY, TEXAS**  
**Schedule of Revenues - All Departments**  
**Budget and Year-to-Date for the Period Ended**  
**January 31, 2014**

	<b>Amended Budget - Reporting</b>	<b>Actual Amount - Reporting</b>	<b>Remaining Budget w/o Encumbrances - Reporting</b>
<b>430 COURT REPORTER FEE (GC 51.601)</b>			
Judicial	24,000.00	8,276.72	15,723.28
<b>431 FAMILY PROTECTION FEE FUND</b>			
Health and Social Services	9,000.00	2,479.50	6,520.50
<b>432 DIST CLK RECORDS ARCHIVE -GF</b>			
Judicial	8,000.00	3,013.51	4,986.49
<b>433 COURT RECORDS PRESERVATION-GF</b>			
Judicial	19,000.00	6,194.08	12,805.92
<b>435 ALTERNATIVE DISPUTE RESOLUTION</b>			
Judicial	19,000.00	5,508.87	13,491.13
<b>436 COURT-INITIATED GUARDIANSHIPS</b>			
Judicial	7,000.00	2,300.00	4,700.00
<b>437 CHILD SAFETY FEE-GF</b>			
General Government	54,308.00	16,335.53	37,972.47
<b>440 COUNTY DRUG COURTS FUND-GF</b>			
Judicial	10,000.00	2,616.19	7,383.81
<b>445 CA PRE-TRIAL INTERVENTION PROG</b>			
Judicial	40,000.00	7,750.00	32,250.00
<b>499 EMPLOYEE FUND-GF</b>			
General Government	2,500.00	546.64	1,953.36
<b>501 COUNTY ATTORNEY HOT CHECK FEES</b>			
Judicial	0.00	3,076.61	(3,076.61)
<b>521 ELECTION CONTRACTS</b>			
General Government	0.00	69,046.20	(69,046.20)
<b>600 DEBT SERVICE</b>			
None	7,256,100.00	6,532,091.79	724,008.21
<b>700 CAPITAL PROJECT FUND</b>			
General Government	289,000.00	99,000.00	190,000.00
<b>701 FY13 COB/ 09 TAN JUSTICE CTR/GAR</b>			

**GUADALUPE COUNTY, TEXAS**  
**Schedule of Revenues - All Departments**  
**Budget and Year-to-Date for the Period Ended**  
**January 31, 2014**

	<b>Amended Budget - Reporting</b>	<b>Actual Amount - Reporting</b>	<b>Remaining Budget w/o Encumbrances - Reporting</b>
General Government	0.00	196.45	(196.45)
<b>702 FEMA GRANTS</b>			
Public Safety	38,000.00	0.00	38,000.00
<b>713 JAG DEPARTMENT OF JUSTICE GRANTS</b>			
Public Safety	93,380.00	74,050.00	19,330.00
<b>800 JAIL COMMISSARY FUND</b>			
Public Safety	213,050.00	76,495.75	136,554.25

**GUADALUPE COUNTY, TEXAS**  
**Schedule of Expenditures - All Departments**  
**Budget and Year-to-Date for the Period Ended**  
**January 31, 2014**

	Amended Budget - Reporting	Actual Amount - Reporting	Encumbrances	Remaining Budget w/ Encumbrances - Reporting
<b>100 GENERAL FUND</b>				
<b>General Government</b>				
400 COUNTY JUDGE	306,720.00	77,650.15	(0.00)	229,069.85
401 COMMISSIONERS COURT	418,904.00	126,693.41	0.00	292,210.59
403 COUNTY CLERK	1,227,607.00	326,923.58	989.48	899,693.94
409 NON DEPARTMENTAL	1,353,901.00	543,322.95	3,998.53	806,579.52
490 ELECTION ADMINISTRATION	569,965.00	169,890.10	1,365.20	398,709.70
493 HUMAN RESOURCES	275,773.00	84,260.18	150.00	191,362.82
495 COUNTY AUDITOR	711,757.00	210,223.09	967.03	500,566.88
497 COUNTY TREASURER	332,451.00	103,905.62	0.00	228,545.38
499 TAX ASSESSOR COLLECTOR	1,316,839.00	427,658.74	573.96	888,606.30
503 MANAGEMENT INFORMATION SERVICES	1,497,492.00	647,220.26	112,182.95	738,088.79
516 BUILDING MAINTENANCE	914,945.00	243,586.19	33,945.83	637,412.98
517 GROUNDS MAINTENANCE	48,716.00	10,681.94	(0.00)	38,034.06
<b>General Government Total</b>	<b>8,975,070.00</b>	<b>2,972,016.21</b>	<b>154,172.98</b>	<b>5,848,880.81</b>
<b>Health and Social Services</b>				
405 VETERANS' SERVICE OFFICER	97,958.00	25,368.34	299.98	72,289.68
630 HEALTH & SOCIAL SERVICES	4,141,287.00	1,927,674.26	0.00	2,213,612.74
635 ENVIRONMENTAL HEALTH	324,340.00	95,707.43	500.00	228,132.57
637 ANIMAL CONTROL	270,652.00	78,996.31	14.00	191,641.69
665 AGRICULTURE EXTENSION SERVICE	304,598.00	100,820.58	492.92	203,284.50
<b>Health and Social Services Total</b>	<b>5,138,835.00</b>	<b>2,228,566.92</b>	<b>1,306.90</b>	<b>2,908,961.18</b>
<b>Infrastructure &amp; Environmental Service</b>				
670 OTHER ENVIRONMENTAL SERVICES	145,360.00	52,212.25	0.00	93,147.75
<b>Infrastructure &amp; Environmental Service Total</b>	<b>145,360.00</b>	<b>52,212.25</b>	<b>0.00</b>	<b>93,147.75</b>
<b>Judicial</b>				
426 COUNTY COURT AT LAW	360,546.00	112,800.10	0.00	247,745.90
427 COUNTY COURT AT LAW NO. 2	561,711.00	163,675.72	80.00	397,955.28
435 COMBINED DISTRICT COURT	780,268.00	214,017.05	2,165.09	564,085.86
436 25TH JUDICIAL DISTRICT	191,294.00	61,711.86	362.86	129,219.28
437 274TH JUDICIAL DISTRICT COURT	129,896.00	39,651.73	0.00	90,244.27
438 2ND 25TH JUDICIAL DISTRICT	186,238.00	59,091.66	15.00	127,131.34
440 DISTRICT ATTORNEY SUPPORT	1,062,034.00	442,832.02	0.00	619,201.98
450 DISTRICT CLERK	791,787.00	244,127.36	1,534.04	546,125.60
451 JUSTICE OF THE PEACE, PRECINCT 1	372,508.00	111,986.82	132.83	260,388.35
452 JUSTICE OF THE PEACE, PRECINCT 2	196,728.00	62,028.10	218.01	134,481.89
453 JUSTICE OF THE PEACE, PRECINCT 3	189,453.00	60,953.19	288.00	128,211.81
454 JUSTICE OF THE PEACE, PRECINCT 4	276,198.00	86,448.19	643.96	189,105.85
475 COUNTY ATTORNEY	1,225,574.00	386,601.60	370.18	838,602.22
574 JUVENILE PROB/DETENTION SUPPORT	2,935,464.00	734,593.75	4,085.00	2,196,785.25
<b>Judicial Total</b>	<b>9,259,699.00</b>	<b>2,780,519.15</b>	<b>9,894.97</b>	<b>6,469,284.88</b>
<b>None</b>				
700 TRANSFERS( GW reporting only)	5,789,000.00	5,099,000.00	0.00	690,000.00
<b>None Total</b>	<b>5,789,000.00</b>	<b>5,099,000.00</b>	<b>0.00</b>	<b>690,000.00</b>
<b>Public Safety</b>				
406 EMERGENCY MANAGEMENT	131,223.00	36,789.24	255.01	94,178.75

**GUADALUPE COUNTY, TEXAS**  
**Schedule of Expenditures - All Departments**  
**Budget and Year-to-Date for the Period Ended**  
**January 31, 2014**

	Amended Budget - Reporting	Actual Amount - Reporting	Encumbrances	Remaining Budget w/ Encumbrances - Reporting
543 FIRE DEPARTMENTS	701,214.00	172,070.71	1,341.11	527,802.18
551 CONSTABLE, PRECINCT 1	164,326.00	43,121.45	0.00	121,204.55
552 CONSTABLE, PRECINCT 2	144,652.00	63,759.25	0.00	80,892.75
553 CONSTABLE, PRECINCT 3	114,937.00	37,768.93	265.00	76,903.07
554 CONSTABLE, PRECINCT 4	132,813.00	57,879.87	2,034.63	72,898.50
560 COUNTY SHERIFF	9,242,433.00	2,834,416.89	58,712.34	6,349,303.77
562 DEPARTMENT OF PUBLIC SAFETY	154,381.00	44,372.24	481.61	109,527.15
570 COUNTY JAIL	8,611,863.00	2,140,397.70	29,208.56	6,442,256.74
572 ADULT PROBATION (CSCD) SUPPORT	68,500.00	20,093.67	0.00	48,406.33
<b>Public Safety Total</b>	<b>19,466,342.00</b>	<b>5,450,669.95</b>	<b>92,298.26</b>	<b>13,923,373.79</b>
<b>100 GENERAL FUND Total</b>	<b>48,774,306.00</b>	<b>18,582,984.48</b>	<b>257,673.11</b>	<b>29,933,648.41</b>
<b>200 ROAD &amp; BRIDGE FUND</b>				
Infrastructure & Environmental Service				
620 UNIT ROAD SYSTEM	8,027,311.00	2,220,523.66	262,864.68	5,543,922.66
<b>Infrastructure &amp; Environmental Service Total</b>	<b>8,027,311.00</b>	<b>2,220,523.66</b>	<b>262,864.68</b>	<b>5,543,922.66</b>
<b>200 ROAD &amp; BRIDGE FUND Total</b>	<b>8,027,311.00</b>	<b>2,220,523.66</b>	<b>262,864.68</b>	<b>5,543,922.66</b>
<b>400 LAW LIBRARY FUND</b>				
Judicial				
100 SPECIAL REVENUE	60,200.00	15,469.99	82.50	44,647.51
<b>Judicial Total</b>	<b>60,200.00</b>	<b>15,469.99</b>	<b>82.50</b>	<b>44,647.51</b>
<b>400 LAW LIBRARY FUND Total</b>	<b>60,200.00</b>	<b>15,469.99</b>	<b>82.50</b>	<b>44,647.51</b>
<b>403 SHERIFF'S STATE FORFEITURE CH 59</b>				
Public Safety				
100 SPECIAL REVENUE	31,000.00	0.00	0.00	31,000.00
<b>Public Safety Total</b>	<b>31,000.00</b>	<b>0.00</b>	<b>0.00</b>	<b>31,000.00</b>
<b>403 SHERIFF'S STATE FORFEITURE CH 59 Total</b>	<b>31,000.00</b>	<b>0.00</b>	<b>0.00</b>	<b>31,000.00</b>
<b>405 SHERIFF'S FEDERAL FORFEITURE</b>				
Public Safety				
100 SPECIAL REVENUE	197,000.00	49,831.52	74,459.53	72,708.95
<b>Public Safety Total</b>	<b>197,000.00</b>	<b>49,831.52</b>	<b>74,459.53</b>	<b>72,708.95</b>
<b>405 SHERIFF'S FEDERAL FORFEITURE Total</b>	<b>197,000.00</b>	<b>49,831.52</b>	<b>74,459.53</b>	<b>72,708.95</b>
<b>408 FIRE CODE INSPECTION FEE FUND</b>				
Public Safety				
100 SPECIAL REVENUE	15,000.00	4,838.42	(0.00)	10,161.58
<b>Public Safety Total</b>	<b>15,000.00</b>	<b>4,838.42</b>	<b>(0.00)</b>	<b>10,161.58</b>
<b>408 FIRE CODE INSPECTION FEE FUND Total</b>	<b>15,000.00</b>	<b>4,838.42</b>	<b>(0.00)</b>	<b>10,161.58</b>
<b>409 SHERIFF'S DONATION FUND</b>				
Public Safety				
100 SPECIAL REVENUE	6,396.00	1,672.02	0.00	4,723.98

**GUADALUPE COUNTY, TEXAS**  
**Schedule of Expenditures - All Departments**  
**Budget and Year-to-Date for the Period Ended**  
**January 31, 2014**

	Amended Budget - Reporting	Actual Amount - Reporting	Encumbrances	Remaining Budget w/ Encumbrances - Reporting
<b>Public Safety Total</b>	<b>6,396.00</b>	<b>1,672.02</b>	<b>0.00</b>	<b>4,723.98</b>
<b>409 SHERIFF'S DONATION FUND Total</b>	<b>6,396.00</b>	<b>1,672.02</b>	<b>0.00</b>	<b>4,723.98</b>
<b>410 COUNTY CLERK RECORDS MGMT FUND</b>				
<b>General Government</b>				
100 SPECIAL REVENUE	573,611.00	4,627.88	0.00	568,983.12
<b>General Government Total</b>	<b>573,611.00</b>	<b>4,627.88</b>	<b>0.00</b>	<b>568,983.12</b>
<b>410 COUNTY CLERK RECORDS MGMT FUND Total</b>	<b>573,611.00</b>	<b>4,627.88</b>	<b>0.00</b>	<b>568,983.12</b>
<b>411 CO. CLERK RECORDS ARCHIVE-GF</b>				
<b>General Government</b>				
100 SPECIAL REVENUE	810,000.00	0.00	0.00	810,000.00
<b>General Government Total</b>	<b>810,000.00</b>	<b>0.00</b>	<b>0.00</b>	<b>810,000.00</b>
<b>411 CO. CLERK RECORDS ARCHIVE-GF Total</b>	<b>810,000.00</b>	<b>0.00</b>	<b>0.00</b>	<b>810,000.00</b>
<b>412 COUNTY RECORDS MANAGEMENT</b>				
<b>General Government</b>				
100 SPECIAL REVENUE	67,032.00	14,958.65	0.00	52,073.35
<b>General Government Total</b>	<b>67,032.00</b>	<b>14,958.65</b>	<b>0.00</b>	<b>52,073.35</b>
<b>412 COUNTY RECORDS MANAGEMENT Total</b>	<b>67,032.00</b>	<b>14,958.65</b>	<b>0.00</b>	<b>52,073.35</b>
<b>413 VITAL STATISTICS PRESERVATION-GF</b>				
<b>General Government</b>				
100 SPECIAL REVENUE	7,700.00	2,585.55	0.00	5,114.45
<b>General Government Total</b>	<b>7,700.00</b>	<b>2,585.55</b>	<b>0.00</b>	<b>5,114.45</b>
<b>413 VITAL STATISTICS PRESERVATION-GF Total</b>	<b>7,700.00</b>	<b>2,585.55</b>	<b>0.00</b>	<b>5,114.45</b>
<b>414 COURTHOUSE SECURITY</b>				
<b>Public Safety</b>				
100 SPECIAL REVENUE	63,356.00	14,293.14	1,750.00	47,312.86
<b>Public Safety Total</b>	<b>63,356.00</b>	<b>14,293.14</b>	<b>1,750.00</b>	<b>47,312.86</b>
<b>414 COURTHOUSE SECURITY Total</b>	<b>63,356.00</b>	<b>14,293.14</b>	<b>1,750.00</b>	<b>47,312.86</b>
<b>415 DISTRICT CLERK RECORDS MGMT</b>				
<b>Judicial</b>				
100 SPECIAL REVENUE	17,900.00	0.00	8,100.00	9,800.00
<b>Judicial Total</b>	<b>17,900.00</b>	<b>0.00</b>	<b>8,100.00</b>	<b>9,800.00</b>
<b>415 DISTRICT CLERK RECORDS MGMT Total</b>	<b>17,900.00</b>	<b>0.00</b>	<b>8,100.00</b>	<b>9,800.00</b>
<b>416 JUSTICE COURT TECHNOLOGY</b>				
<b>Judicial</b>				
100 SPECIAL REVENUE	147,400.00	11,576.70	23,593.00	112,230.30
<b>Judicial Total</b>	<b>147,400.00</b>	<b>11,576.70</b>	<b>23,593.00</b>	<b>112,230.30</b>

**GUADALUPE COUNTY, TEXAS**  
**Schedule of Expenditures - All Departments**  
**Budget and Year-to-Date for the Period Ended**  
**January 31, 2014**

	Amended Budget - Reporting	Actual Amount - Reporting	Encumbrances	Remaining Budget w/ Encumbrances - Reporting
<b>Public Safety</b>				
100 SPECIAL REVENUE	12,300.00	0.00	6,932.78	5,367.22
<b>Public Safety Total</b>	<b>12,300.00</b>	<b>0.00</b>	<b>6,932.78</b>	<b>5,367.22</b>
<b>416 JUSTICE COURT TECHNOLOGY Total</b>	<b>159,700.00</b>	<b>11,576.70</b>	<b>30,525.78</b>	<b>117,597.52</b>
<b>417 CO &amp; DIST COURT TECHNOLOGY FUND</b>				
<b>Judicial</b>				
100 SPECIAL REVENUE	3,000.00	0.00	1,580.00	1,420.00
<b>Judicial Total</b>	<b>3,000.00</b>	<b>0.00</b>	<b>1,580.00</b>	<b>1,420.00</b>
<b>417 CO &amp; DIST COURT TECHNOLOGY FUND Total</b>	<b>3,000.00</b>	<b>0.00</b>	<b>1,580.00</b>	<b>1,420.00</b>
<b>418 JUSTICE COURT SECURITY</b>				
<b>Judicial</b>				
100 SPECIAL REVENUE	16,400.00	10,592.71	2,482.44	3,324.85
<b>Judicial Total</b>	<b>16,400.00</b>	<b>10,592.71</b>	<b>2,482.44</b>	<b>3,324.85</b>
<b>418 JUSTICE COURT SECURITY Total</b>	<b>16,400.00</b>	<b>10,592.71</b>	<b>2,482.44</b>	<b>3,324.85</b>
<b>422 HAVA FUND</b>				
<b>General Government</b>				
491 HAVA PROGRAM REVENUE	0.00	0.00	0.00	0.00
<b>General Government Total</b>	<b>0.00</b>	<b>0.00</b>	<b>0.00</b>	<b>0.00</b>
<b>422 HAVA FUND Total</b>	<b>0.00</b>	<b>0.00</b>	<b>0.00</b>	<b>0.00</b>
<b>430 COURT REPORTER FEE (GC 51.601)</b>				
<b>Judicial</b>				
100 SPECIAL REVENUE	24,000.00	4,079.45	0.00	19,920.55
<b>Judicial Total</b>	<b>24,000.00</b>	<b>4,079.45</b>	<b>0.00</b>	<b>19,920.55</b>
<b>430 COURT REPORTER FEE (GC 51.601) Total</b>	<b>24,000.00</b>	<b>4,079.45</b>	<b>0.00</b>	<b>19,920.55</b>
<b>431 FAMILY PROTECTION FEE FUND</b>				
<b>Health and Social Services</b>				
100 SPECIAL REVENUE	7,400.00	0.00	0.00	7,400.00
<b>Health and Social Services Total</b>	<b>7,400.00</b>	<b>0.00</b>	<b>0.00</b>	<b>7,400.00</b>
<b>431 FAMILY PROTECTION FEE FUND Total</b>	<b>7,400.00</b>	<b>0.00</b>	<b>0.00</b>	<b>7,400.00</b>
<b>432 DIST CLK RECORDS ARCHIVE -GF</b>				
<b>Judicial</b>				
100 SPECIAL REVENUE	6,900.00	0.00	0.00	6,900.00
<b>Judicial Total</b>	<b>6,900.00</b>	<b>0.00</b>	<b>0.00</b>	<b>6,900.00</b>
<b>432 DIST CLK RECORDS ARCHIVE -GF Total</b>	<b>6,900.00</b>	<b>0.00</b>	<b>0.00</b>	<b>6,900.00</b>
<b>433 COURT RECORDS PRESERVATION-GF</b>				
<b>Judicial</b>				
100 SPECIAL REVENUE	30,000.00	0.00	0.00	30,000.00

**GUADALUPE COUNTY, TEXAS**  
**Schedule of Expenditures - All Departments**  
**Budget and Year-to-Date for the Period Ended**  
**January 31, 2014**

	Amended Budget - Reporting	Actual Amount - Reporting	Encumbrances	Remaining Budget w/ Encumbrances - Reporting
<b>Judicial Total</b>	<b>30,000.00</b>	<b>0.00</b>	<b>0.00</b>	<b>30,000.00</b>
<b>433 COURT RECORDS PRESERVATION-GF Total</b>	<b>30,000.00</b>	<b>0.00</b>	<b>0.00</b>	<b>30,000.00</b>
<b>435 ALTERNATIVE DISPUTE RESOLUTION</b>				
<b>Judicial</b>				
100 SPECIAL REVENUE	58,000.00	0.00	0.00	58,000.00
<b>Judicial Total</b>	<b>58,000.00</b>	<b>0.00</b>	<b>0.00</b>	<b>58,000.00</b>
<b>435 ALTERNATIVE DISPUTE RESOLUTION Total</b>	<b>58,000.00</b>	<b>0.00</b>	<b>0.00</b>	<b>58,000.00</b>
<b>436 COURT-INITIATED GUARDIANSHIPS</b>				
<b>Judicial</b>				
100 SPECIAL REVENUE	7,000.00	1,300.00	0.00	5,700.00
<b>Judicial Total</b>	<b>7,000.00</b>	<b>1,300.00</b>	<b>0.00</b>	<b>5,700.00</b>
<b>436 COURT-INITIATED GUARDIANSHIPS Total</b>	<b>7,000.00</b>	<b>1,300.00</b>	<b>0.00</b>	<b>5,700.00</b>
<b>437 CHILD SAFETY FEE-GF</b>				
<b>General Government</b>				
100 SPECIAL REVENUE	182,100.00	13,000.00	0.00	169,100.00
<b>General Government Total</b>	<b>182,100.00</b>	<b>13,000.00</b>	<b>0.00</b>	<b>169,100.00</b>
<b>437 CHILD SAFETY FEE-GF Total</b>	<b>182,100.00</b>	<b>13,000.00</b>	<b>0.00</b>	<b>169,100.00</b>
<b>440 COUNTY DRUG COURTS FUND-GF</b>				
<b>Judicial</b>				
100 SPECIAL REVENUE	36,889.00	650.00	77.81	36,161.19
110 VETERAN'S DRUG COURT	1,005.00	0.00	175.00	830.00
<b>Judicial Total</b>	<b>37,894.00</b>	<b>650.00</b>	<b>252.81</b>	<b>36,991.19</b>
<b>440 COUNTY DRUG COURTS FUND-GF Total</b>	<b>37,894.00</b>	<b>650.00</b>	<b>252.81</b>	<b>36,991.19</b>
<b>445 CA PRE-TRIAL INTERVENTION PROG</b>				
<b>Judicial</b>				
100 SPECIAL REVENUE	40,000.00	5,250.00	0.00	34,750.00
<b>Judicial Total</b>	<b>40,000.00</b>	<b>5,250.00</b>	<b>0.00</b>	<b>34,750.00</b>
<b>445 CA PRE-TRIAL INTERVENTION PROG Total</b>	<b>40,000.00</b>	<b>5,250.00</b>	<b>0.00</b>	<b>34,750.00</b>
<b>499 EMPLOYEE FUND-GF</b>				
<b>General Government</b>				
100 SPECIAL REVENUE	3,000.00	290.00	90.00	2,620.00
<b>General Government Total</b>	<b>3,000.00</b>	<b>290.00</b>	<b>90.00</b>	<b>2,620.00</b>
<b>499 EMPLOYEE FUND-GF Total</b>	<b>3,000.00</b>	<b>290.00</b>	<b>90.00</b>	<b>2,620.00</b>
<b>501 COUNTY ATTORNEY HOT CHECK FEES</b>				
<b>Judicial</b>				
100 SPECIAL REVENUE	0.00	2,205.75	0.00	(2,205.75)
<b>Judicial Total</b>	<b>0.00</b>	<b>2,205.75</b>	<b>0.00</b>	<b>(2,205.75)</b>

**GUADALUPE COUNTY, TEXAS**  
**Schedule of Expenditures - All Departments**  
**Budget and Year-to-Date for the Period Ended**  
**January 31, 2014**

	Amended Budget - Reporting	Actual Amount - Reporting	Encumbrances	Remaining Budget w/ Encumbrances - Reporting
<b>501 COUNTY ATTORNEY HOT CHECK FEES Total</b>	<b>0.00</b>	<b>2,205.75</b>	<b>0.00</b>	<b>(2,205.75)</b>
<b>505 LAW ENFORCEMENT TRAINING FUNDS</b>				
<b>Public Safety</b>				
100 SPECIAL REVENUE	18,657.00	2,416.00	0.00	16,241.00
<b>Public Safety Total</b>	<b>18,657.00</b>	<b>2,416.00</b>	<b>0.00</b>	<b>16,241.00</b>
<b>505 LAW ENFORCEMENT TRAINING FUNDS Total</b>	<b>18,657.00</b>	<b>2,416.00</b>	<b>0.00</b>	<b>16,241.00</b>
<b>521 ELECTION CONTRACTS</b>				
<b>General Government</b>				
915 S.I.S.D. ELECTIONS	0.00	21,733.28	0.00	(21,733.28)
920 CITY OF SCHERTZ	0.00	9,374.56	0.00	(9,374.56)
922 CITY OF SEGUIN	0.00	18,192.47	0.00	(18,192.47)
923 CITY OF CIBOLO	0.00	8,476.74	0.00	(8,476.74)
929 Miscellaneous Entities	0.00	11,269.15	0.00	(11,269.15)
<b>General Government Total</b>	<b>0.00</b>	<b>69,046.20</b>	<b>0.00</b>	<b>(69,046.20)</b>
<b>521 ELECTION CONTRACTS Total</b>	<b>0.00</b>	<b>69,046.20</b>	<b>0.00</b>	<b>(69,046.20)</b>
<b>600 DEBT SERVICE</b>				
<b>None</b>				
680 DEBT SERVICE	7,152,420.00	7,070,314.14	0.00	82,105.86
<b>None Total</b>	<b>7,152,420.00</b>	<b>7,070,314.14</b>	<b>0.00</b>	<b>82,105.86</b>
<b>600 DEBT SERVICE Total</b>	<b>7,152,420.00</b>	<b>7,070,314.14</b>	<b>0.00</b>	<b>82,105.86</b>
<b>700 CAPITAL PROJECT FUND</b>				
<b>General Government</b>				
	2,678,754.00	1,618,960.33	90,720.24	969,073.43
<b>General Government Total</b>	<b>2,678,754.00</b>	<b>1,618,960.33</b>	<b>90,720.24</b>	<b>969,073.43</b>
<b>700 CAPITAL PROJECT FUND Total</b>	<b>2,678,754.00</b>	<b>1,618,960.33</b>	<b>90,720.24</b>	<b>969,073.43</b>
<b>701 FY13 COB/ 09 TAN JUSTICE CTR/GAR</b>				
<b>General Government</b>				
	180,000.00	527,984.95	0.00	(347,984.95)
<b>General Government Total</b>	<b>180,000.00</b>	<b>527,984.95</b>	<b>0.00</b>	<b>(347,984.95)</b>
<b>701 FY13 COB/ 09 TAN JUSTICE CTR/GAR Total</b>	<b>180,000.00</b>	<b>527,984.95</b>	<b>0.00</b>	<b>(347,984.95)</b>
<b>702 FEMA GRANTS</b>				
<b>Public Safety</b>				
100 SPECIAL REVENUE	38,000.00	0.00	0.00	38,000.00
<b>Public Safety Total</b>	<b>38,000.00</b>	<b>0.00</b>	<b>0.00</b>	<b>38,000.00</b>
<b>702 FEMA GRANTS Total</b>	<b>38,000.00</b>	<b>0.00</b>	<b>0.00</b>	<b>38,000.00</b>
<b>713 JAG DEPARTMENT OF JUSTICE GRANTS</b>				
<b>Public Safety</b>				

**GUADALUPE COUNTY, TEXAS**  
**General Fund Balance Sheet**  
**For the Month Ended**  
**January 31, 2014**

<b>Asset</b>		
<b>Cash and Investments</b>		
Cash in Bank	\$	15,219,671.18
Cash on Hand	\$	3,900.00
Investments	\$	18,785,948.45
<b>Cash and Investments Total</b>	<b>\$</b>	<b>34,009,519.63</b>
<b>Accounts Receivable</b>		
	\$	1,254,191.36
<b>Accounts Receivable Total</b>	<b>\$</b>	<b>1,254,191.36</b>
<b>Prepays</b>		
	\$	(102.41)
<b>Prepays Total</b>	<b>\$</b>	<b>(102.41)</b>
<b>Due from Other Funds</b>		
	\$	-
<b>Due from Other Funds Total</b>	<b>\$</b>	<b>-</b>
<b>Other</b>		
	\$	-
<b>Other Total</b>	<b>\$</b>	<b>-</b>
<b>Asset Total</b>	<b>\$</b>	<b>35,263,608.58</b>
<b>Liability</b>		
<b>Accounts Payable</b>		
	\$	(211,890.07)
<b>Accounts Payable Total</b>	<b>\$</b>	<b>(211,890.07)</b>
<b>Deferred Revenues</b>		
	\$	(1,217,712.02)
<b>Deferred Revenues Total</b>	<b>\$</b>	<b>(1,217,712.02)</b>
<b>Funds Held for Others</b>		
	\$	(61,718.54)
<b>Funds Held for Others Total</b>	<b>\$</b>	<b>(61,718.54)</b>
<b>Other Liabilities</b>		
	\$	(3,857.51)
<b>Other Liabilities Total</b>	<b>\$</b>	<b>(3,857.51)</b>
<b>Other State Fees</b>		

**GUADALUPE COUNTY, TEXAS**

**General Fund Balance Sheet**

**For the Month Ended**

**January 31, 2014**

	\$	(37,132.67)
<b>Other State Fees Total</b>	\$	<b>(37,132.67)</b>
<b>Payroll Liabilities</b>		
	\$	(355,288.79)
<b>Payroll Liabilities Total</b>	\$	<b>(355,288.79)</b>
<b>Quarterly State Court Cost Payable</b>		
	\$	(72,305.41)
<b>Quarterly State Court Cost Payable Total</b>	\$	<b>(72,305.41)</b>
<b>Due to Other Funds</b>		
	\$	-
<b>Due to Other Funds Total</b>	\$	<b>-</b>
<b>Quarterly State Civil Fees Payable</b>		
	\$	(22,204.44)
<b>Quarterly State Civil Fees Payable Total</b>	\$	<b>(22,204.44)</b>
<b>Liability Total</b>	\$	<b>(1,982,109.45)</b>
<b>Fund Equity</b>		
<b>Fund Balance</b>		
Assigned Fund Balance	\$	(7,667,000.00)
Committed Fund Balance	\$	(500,000.00)
Unassigned Fund Balance	\$	(15,418,999.09)
<b>Fund Balance Total</b>	\$	<b>(23,585,999.09)</b>
<b>Non-Spendable Fund Balance</b>		
Inventory on Hand	\$	-
Prepays	\$	(337,429.67)
<b>Non-Spendable Fund Balance Total</b>	\$	<b>(337,429.67)</b>
<b>Restricted Fund Balance</b>		
Restricted Revenues	\$	(12,480.00)
<b>Restricted Fund Balance Total</b>	\$	<b>(12,480.00)</b>
<b>Fund Equity Total</b>	\$	<b>(23,935,908.76)</b>
<b>Current Year Changes in Fund Equity</b>	\$	<b>9,345,590.37</b>

**GUADALUPE COUNTY, TEXAS**  
**Road & Bridge Fund Balance Sheet**  
**For the Month Ended**  
**January 31, 2014**

<b>Asset</b>		
<b>Cash and Investments</b>		
Cash in Bank	\$	1,547,479.45
Investments	\$	3,629,510.35
<b>Cash and Investments Total</b>	<b>\$</b>	<b>5,176,989.80</b>
<b>Accounts Receivable</b>		
	\$	210,980.86
<b>Accounts Receivable Total</b>	<b>\$</b>	<b>210,980.86</b>
<b>Inventory</b>		
	\$	173,306.83
<b>Inventory Total</b>	<b>\$</b>	<b>173,306.83</b>
<b>Due from Other Funds</b>		
	\$	-
<b>Due from Other Funds Total</b>	<b>\$</b>	<b>-</b>
<b>Prepays</b>		
	\$	-
<b>Prepays Total</b>	<b>\$</b>	<b>-</b>
<b>Asset Total</b>	<b>\$</b>	<b>5,561,277.49</b>
<b>Liability</b>		
<b>Accounts Payable</b>		
	\$	(59,532.84)
<b>Accounts Payable Total</b>	<b>\$</b>	<b>(59,532.84)</b>
<b>Other Liabilities</b>		
	\$	-
<b>Other Liabilities Total</b>	<b>\$</b>	<b>-</b>
<b>Due to Other Funds</b>		
	\$	(2,667.36)
<b>Due to Other Funds Total</b>	<b>\$</b>	<b>(2,667.36)</b>
<b>Deferred Revenues</b>		
	\$	(206,798.17)
<b>Deferred Revenues Total</b>	<b>\$</b>	<b>(206,798.17)</b>
<b>Payroll Liabilities</b>		
	\$	2,667.36
<b>Payroll Liabilities Total</b>	<b>\$</b>	<b>2,667.36</b>
<b>Liability Total</b>	<b>\$</b>	<b>(266,331.01)</b>
<b>Fund Equity</b>		
<b>Non-Spendable Fund Balance</b>		
Inventory on Hand	\$	(173,306.83)
Prepays	\$	(4,860.58)
<b>Non-Spendable Fund Balance Total</b>	<b>\$</b>	<b>(178,167.41)</b>
<b>Restricted Fund Balance</b>		
Restricted Revenues	\$	(1,853,235.05)
<b>Restricted Fund Balance Total</b>	<b>\$</b>	<b>(1,853,235.05)</b>
<b>Fund Equity Total</b>	<b>\$</b>	<b>(2,031,402.46)</b>
<b>Current Year Changes in Fund Equity</b>	<b>\$</b>	<b>3,263,544.02</b>

**GUADALUPE COUNTY, TEXAS**  
**Consolidated Fund Balance Sheet**  
**For the Month Ended**  
**January 31, 2014**

<b>Asset</b>		
<b>Cash and Investments</b>		
Cash in Bank		
Cash in Bank	\$	23,230,525.32
Cash in Bank Total	\$	23,230,525.32
Cash on Hand		
Cash on Hand	\$	17,944.62
Cash on Hand Total	\$	17,944.62
Investments		
Investments	\$	24,946,679.00
Investments Total	\$	24,946,679.00
<b>Cash and Investments Total</b>	<b>\$</b>	<b>48,195,148.94</b>
<b>Accounts Receivable</b>		
	\$	1,565,160.78
<b>Accounts Receivable Total</b>	<b>\$</b>	<b>1,565,160.78</b>
<b>Prepays</b>		
	\$	78,964.44
<b>Prepays Total</b>	<b>\$</b>	<b>78,964.44</b>
<b>Inventory</b>		
	\$	192,022.78
<b>Inventory Total</b>	<b>\$</b>	<b>192,022.78</b>
<b>Agency/Trust Accounts</b>		
	\$	160,000.00
<b>Agency/Trust Accounts Total</b>	<b>\$</b>	<b>160,000.00</b>
<b>Due from Other Funds</b>		
	\$	-
<b>Due from Other Funds Total</b>	<b>\$</b>	<b>-</b>
<b>Accumulated Depreciation</b>		
	\$	-
<b>Accumulated Depreciation Total</b>	<b>\$</b>	<b>-</b>
<b>Equipment</b>		
	\$	-
<b>Equipment Total</b>	<b>\$</b>	<b>-</b>
<b>Other</b>		
	\$	-
<b>Other Total</b>	<b>\$</b>	<b>-</b>
<b>Asset Total</b>	<b>\$</b>	<b>50,191,296.94</b>
<b>Liability</b>		
<b>Accounts Payable</b>		
	\$	(553,402.04)
<b>Accounts Payable Total</b>	<b>\$</b>	<b>(553,402.04)</b>
<b>Deferred Revenues</b>		
	\$	(1,498,093.34)
<b>Deferred Revenues Total</b>	<b>\$</b>	<b>(1,498,093.34)</b>
<b>Other Liabilities</b>		
	\$	(325,746.05)
<b>Other Liabilities Total</b>	<b>\$</b>	<b>(325,746.05)</b>
<b>Payroll Liabilities</b>		
	\$	(352,767.27)

**GUADALUPE COUNTY, TEXAS**  
**Consolidated Fund Balance Sheet**  
**For the Month Ended**  
**January 31, 2014**

<b>Payroll Liabilities Total</b>	\$	<b>(352,767.27)</b>
<b>Funds Held for Others</b>	\$	<b>(512,667.23)</b>
<b>Funds Held for Others Total</b>	\$	<b>(512,667.23)</b>
<b>Other State Fees</b>	\$	<b>(37,132.67)</b>
<b>Other State Fees Total</b>	\$	<b>(37,132.67)</b>
<b>Quarterly State Court Cost Payable</b>	\$	<b>(72,305.41)</b>
<b>Quarterly State Court Cost Payable Total</b>	\$	<b>(72,305.41)</b>
<b>Due to Other Funds</b>	\$	<b>(2,900.20)</b>
<b>Due to Other Funds Total</b>	\$	<b>(2,900.20)</b>
<b>Quarterly State Civil Fees Payable</b>	\$	<b>(22,204.44)</b>
<b>Quarterly State Civil Fees Payable Total</b>	\$	<b>(22,204.44)</b>
<b>Liability Total</b>	\$	<b>(3,377,218.65)</b>
<b>Fund Equity</b>		
<b>Non-Spendable Fund Balance</b>		
Inventory on Hand	\$	(192,022.78)
Prepays	\$	(367,658.86)
<b>Non-Spendable Fund Balance Total</b>	\$	<b>(559,681.64)</b>
<b>Restricted Fund Balance</b>		
Debt Service	\$	(65,905.95)
Restricted Revenues	\$	(5,542,539.89)
<b>Restricted Fund Balance Total</b>	\$	<b>(5,608,445.84)</b>
<b>Fund Balance</b>		
	\$	(6,398.49)
Assigned Fund Balance	\$	(7,874,520.29)

# GUADALUPE COUNTY, TEXAS

## Debt Service Schedule

**PRIOR TO 2014 REFUNDING BONDS - SEE NEXT PAGE FOR CURRENT DEBT SCHEDULE**

### REFUNDING BONDS, SERIES 2005

(Refunds a portion of the Series 1999 C.O.'s)

In September 2005, the Guadalupe County Commissioners Court refunded the Series 1999 Certificates of Obligation. The 1999 Series financed the expansion of the jail facility.

FISCAL YEAR	PRINCIPAL DUE 2/1	INTEREST RATE	INTEREST DUE 2/1	INTEREST DUE 8/1	TOTAL
2014	\$ 985,000.00	4.50%	\$ 133,562.50	\$ 111,400.00	\$ 1,229,962.50
2015	\$ 1,025,000.00	4.00%	\$ 111,400.00	\$ 90,900.00	\$ 1,227,300.00
2016	\$ 1,070,000.00	4.00%	\$ 90,900.00	\$ 69,500.00	\$ 1,230,400.00
2017	\$ 1,110,000.00	4.00%	\$ 69,500.00	\$ 47,300.00	\$ 1,226,800.00
2018	\$ 1,160,000.00	4.00%	\$ 47,300.00	\$ 24,100.00	\$ 1,231,400.00
2019	\$ 1,205,000.00	4.00%	\$ 24,100.00	\$ -	\$ 1,229,100.00
	<u>\$ 6,555,000.00</u>		<u>\$ 476,762.50</u>	<u>\$ 343,200.00</u>	<u>\$ 7,374,962.50</u>

Option: Current interest bonds maturing on and after 2/1/2015  
are callable on any date beginning 2/1/2014

### TAX ANTICIPATION NOTES, SERIES 2009

In March 2009, the Guadalupe County Commissioners Court issued \$9,900,000 in tax anticipation notes for the remodeling of the 1st and 3rd floors of the Economy Furniture building to be used as a Justice Center and for the construction of a parking garage.

FISCAL YEAR	PRINCIPAL DUE 2/1	INTEREST RATE	INTEREST DUE 2/1	INTEREST DUE 8/1	TOTAL
2014	\$ 555,000.00	3.64%	\$ 160,486.00	\$ 150,385.00	\$ 865,871.00
2015	\$ 3,585,000.00	3.95%	\$ 150,385.00	\$ 79,581.25	\$ 3,814,966.25
2016	\$ 3,745,000.00	4.25%	\$ 79,581.25	\$ -	\$ 3,824,581.25
	<u>\$ 7,885,000.00</u>		<u>\$ 390,452.25</u>	<u>\$ 229,966.25</u>	<u>\$ 8,505,418.50</u>

### CERTIFICATES OF OBLIGATION, SERIES 2013

In May 2013, the Guadalupe County Commissioners Court issued \$5,000,000 in certificates of obligation for the remodeling of the 2nd floor of the Justice Center and for replacing the air conditioning and heating system at the County Jail.

FISCAL YEAR	PRINCIPAL DUE 2/1	INTEREST RATE	INTEREST DUE 2/1	INTEREST DUE 8/1	TOTAL
2014	\$ -	1.00%	\$ 53,184.42	\$ 43,122.50	\$ 96,306.92
2015	\$ 50,000.00	1.00%	\$ 43,122.50	\$ 42,872.50	\$ 135,995.00
2016	\$ 50,000.00	1.15%	\$ 42,872.50	\$ 42,585.00	\$ 135,457.50
2017	\$ 50,000.00	1.30%	\$ 42,585.00	\$ 42,260.00	\$ 134,845.00
2018	\$ 55,000.00	1.40%	\$ 42,260.00	\$ 41,875.00	\$ 139,135.00
2019	\$ 55,000.00	1.50%	\$ 41,875.00	\$ 41,462.50	\$ 138,337.50
2020	\$ 1,165,000.00	1.60%	\$ 41,462.50	\$ 32,142.50	\$ 1,238,605.00
2021	\$ 1,200,000.00	1.70%	\$ 32,142.50	\$ 21,942.50	\$ 1,254,085.00
2022	\$ 1,240,000.00	1.80%	\$ 21,942.50	\$ 10,782.50	\$ 1,272,725.00
2023	\$ 1,135,000.00	1.90%	\$ 10,782.50	\$ -	\$ 1,145,782.50
	<u>\$ 5,000,000.00</u>		<u>\$ 372,229.42</u>	<u>\$ 319,045.00</u>	<u>\$ 5,691,274.42</u>

Total Debt \$ 19,440,000

# GUADALUPE COUNTY, TEXAS

## Debt Service Schedule

### AFTER 2014 REFUNDING OF THE SERIES 2005 & 2009

#### CERTIFICATES OF OBLIGATION, SERIES 2013

In May 2013, the Guadalupe County Commissioners Court issued \$5,000,000 in certificates of obligation for the remodeling of the 2nd floor of the Justice Center and for replacing the air conditioning and heating system at the County Jail.

FISCAL YEAR	PRINCIPAL DUE 2/1	INTEREST RATE	INTEREST DUE 2/1	INTEREST DUE 8/1	TOTAL
2014	\$ -	1.00%	\$ 53,184.42	\$ 43,122.50	\$ 96,306.92
2015	\$ 50,000.00	1.00%	\$ 43,122.50	\$ 42,872.50	\$ 135,995.00
2016	\$ 50,000.00	1.15%	\$ 42,872.50	\$ 42,585.00	\$ 135,457.50
2017	\$ 50,000.00	1.30%	\$ 42,585.00	\$ 42,260.00	\$ 134,845.00
2018	\$ 55,000.00	1.40%	\$ 42,260.00	\$ 41,875.00	\$ 139,135.00
2019	\$ 55,000.00	1.50%	\$ 41,875.00	\$ 41,462.50	\$ 138,337.50
2020	\$ 1,165,000.00	1.60%	\$ 41,462.50	\$ 32,142.50	\$ 1,238,605.00
2021	\$ 1,200,000.00	1.70%	\$ 32,142.50	\$ 21,942.50	\$ 1,254,085.00
2022	\$ 1,240,000.00	1.80%	\$ 21,942.50	\$ 10,782.50	\$ 1,272,725.00
2023	\$ 1,135,000.00	1.90%	\$ 10,782.50	\$ -	\$ 1,145,782.50
	<u>\$ 5,000,000.00</u>		<u>\$ 372,229.42</u>	<u>\$ 319,045.00</u>	<u>\$ 5,691,274.42</u>

#### REFUNDING BOND, SERIES 2014

In May 2013, the Guadalupe County Commissioners Court issued \$5,000,000 in certificates of obligation for the remodeling of the 2nd floor of the Justice Center and for replacing the air conditioning and heating system at the County Jail.

FISCAL YEAR	PRINCIPAL DUE 2/1	INTEREST RATE	INTEREST DUE 2/1	INTEREST DUE 8/1	TOTAL
2014	\$ 250,000.00	0.21%	\$ 2,866.22	\$ 31,982.50	\$ 284,848.72
2015	\$ 1,835,000.00	0.37%	\$ 31,982.50	\$ 28,587.75	\$ 1,895,570.25
2016	\$ 1,850,000.00	0.57%	\$ 28,587.75	\$ 23,315.25	\$ 1,901,903.00
2017	\$ 1,855,000.00	0.83%	\$ 23,315.25	\$ 15,617.00	\$ 1,893,932.25
2018	\$ 1,115,000.00	1.20%	\$ 15,617.00	\$ 8,927.00	\$ 1,139,544.00
2019	\$ 1,130,000.00	1.58%	\$ 8,927.00	\$ -	\$ 1,138,927.00
	<u>\$ 8,035,000.00</u>		<u>\$ 111,295.72</u>	<u>\$ 108,429.50</u>	<u>\$ 8,254,725.22</u>

**Total Debt**      \$      13,035,000