

Guadalupe County Treasurer's Monthly and Investment Report

For the Month Ended
April 30, 2025

Submitted by
Honorable Linda Douglass
Guadalupe County Treasurer

Table of Contents

Treasurer's Monthly Report

Treasurer's Letter of Transmittal	Page 2
Certification by County Treasurer	Page 3
Affidavit	Page 4
Statement of Receipts and Disbursements	Page 5
Debt Service Schedule	Page 6
Monthly Departmental Revenues FY 24/25	Page 7
County Sales and Use Tax Comparison Summary 2024/2025	Page 8
Departmental Compensatory Time Liability Report	Page 9
Payroll History Report	Page 10
TCDRS Monthly Report	Page 11
Annual Juror Donations and Charities	Page 12

Treasurer's Investment Report

General Statement	Page 13
Cash Balances	Page 14
Collateral Adequacy	Page 14
Investment Strategy	Page 14-15
Description of Investment Instruments	Page 16
Portfolio by Type of Investment	Page 17
Interest Rates History by Month and Year	Page 18
Interest Earnings by Fund	Page 19
General Ledger Bank Reconciliations Cash in Bank	Page 20
Guadalupe County Investment Portfolio	Page 21
Guadalupe County Agency Portfolio	Page 22



July 1, 2025

To: County Judge Kyle Kutscher and Commissioners' Court
From: Honorable Linda Douglass, Guadalupe County Treasurer
Re: Treasurer's Monthly and Investment Report April 30, 2025

Honorable Members of the Commissioners' Court:

This report was prepared by the County Treasurer and is hereby submitted to Commissioners' Court to meet statutory requirements as required by the Texas Local Government Code Section 114.026, money received and disbursed; debts due to and owed by the county; and all other proceedings in the County Treasurer's office for the period April 1, 2025, to April 30, 2025.

In accordance with the provisions of Government Code 2256.023, the Public Funds Investment Act, which require at least quarterly reporting of investment transactions for county funds to the Commissioners' Court. The investments held in Guadalupe County's portfolio comply with the Public Funds Investment Act and Guadalupe County Investment Policy and Strategies.

The books and accounts of the County Treasurer are available to Commissioners' Court for inspection and examination, as desired. This report is also filed with the County Clerk as the official Records Management Officer for Guadalupe County.

Should you have any questions concerning the information provided in this report or request for additional information, please feel free to contact me at (830) 303-4188, ext. 1338 or by email at lindad@guadalupetx.gov.

Respectfully Submitted,

Linda Douglass

Honorable Linda Douglass, CCT, CIO
Guadalupe County Treasurer

CERTIFICATION BY COUNTY TREASURER

THE STATE OF TEXAS §

COUNTY OF GUADALUPE §

July 1, 2025

I, the undersigned, County Treasurer of Guadalupe County, Texas, do hereby swear and affirm that the attached Guadalupe County Treasurer's Monthly and Investment Report to be a true and correct statement, to the best of my knowledge, of all accounts under the control of Guadalupe County Treasurer for the month ended April 30, 2025.




Honorable Linda Douglass, CCT, CIO
Guadalupe County Treasurer

THE STATE OF TEXAS
THE COUNTY OF GUADALUPE

This instrument was sworn and subscribed before me on this 18 day of June, 2025.

Seal




Notary Public

A F F I D A V I T
COUNTY TREASURER'S MONTHLY AND INVESTMENT REPORT FOR
THE MONTH ENDED APRIL 30, 2025


WHEREAS, in accordance with Section §114.026 of the Texas Local Government Code, the County Treasurer shall make a detailed report of money received and disbursed; debts due to and owed by the county, and all other proceedings in the Treasurer's office shall be presented at the regular meeting of the Commissioners Court.

We the undersigned hereby certify and approve to the best of our knowledge and belief, that the attached information is a true and a complete list of all amounts received and paid from each fund since the County Treasurer's preceding report, and any balance remaining in the Treasurer's hand on the said 30TH day of April 2025.

FURTHER, the amount of cash and other assets that were in the custody of the County Treasurer at the time of the examination was **\$ 172,436,772.92** as the Guadalupe County Investment Officer. This report has been prepared in compliance with the Local Government Code 116.112 and in accordance with Government Code, Subchapter A, Chapter 2256, of the Public Funds Investment Act.


THEREFORE, in accordance with Texas Local Government Code Section 114.026 and Section 116.112, I hereby submit my April 2025 reports as required by law for the Guadalupe County Commissioners' Court review and approval.


Submitted by:


Honorable Linda Douglass, Guadalupe County Treasurer


APPROVED this **1st** day of July 2025



Kyle Kutscher
County Judge



Jacqueline Phillips Ott
Commissioner Pct. 1



Michael Carpenter
Commissioner Pct. 3

ATTEST:


Teresa Kiel
County Clerk


Drew Engelke
Commissioner Pct. 2


Stephen Germann
Commissioner Pct. 4



A complete detail copy of the Treasurer's Report is available in the County Treasurer's office, or an official copy may be purchased at the County Clerk's office. The County Clerk is the official custodian of the Commissioners Court records.

**STATEMENT OF RECEIPTS AND DISBURSEMENTS
FOR THE MONTH ENDED APRIL 30, 2025**

FUND	DESCRIPTION	BEGINNING BALANCE	TOTAL DEBITS	TOTAL CREDITS	ENDING BALANCE - GL	INVESTMENTS BALANCE - GL	FUND BALANCE
100	GENERAL FUND	\$ (22,158,147.90)	\$ 13,233,623.65	\$ 10,318,985.39	\$ (19,243,509.64)	\$ 109,562,715.31	\$ 90,319,205.67
100	PAYROLL FUND	\$ 991,680.12	\$ 4,931,640.98	\$ 4,850,921.84	\$ 1,072,399.26		\$ 1,072,399.26
100	JURY FUND	\$ (8,003.98)	\$ 10,503.03	\$ 12,492.00	\$ (9,992.95)		\$ (9,992.95)
200	ROAD & BRIDGE FUND	\$ (658,370.70)	\$ 1,291,360.89	\$ 1,118,673.76	\$ (485,683.57)	\$ 18,693,805.67	\$ 18,208,122.10
325	JUVENILE PROBATION FUND	\$ 324,270.98	\$ 1,332,184.57	\$ 1,420,800.10	\$ 235,655.45		\$ 235,655.45
326	JUVENILE PROBATION FEE FUND	\$ 14,450.78	\$ 6.52	\$ 1,274.40	\$ 13,182.90		\$ 13,182.90
327	JUVENILE PROBATION TITLE IVE	\$ 13,262.91	\$ 5.68	\$ 2,095.40	\$ 11,173.19		\$ 11,173.19
400	LAW LIBRARY FUND	\$ 274,925.95	\$ 9,230.41	\$ 1,810.00	\$ 282,346.36	\$ 300,000.00	\$ 582,346.36
403	SHERIFF'S STATE FORFEITURE CH 59	\$ 314,994.69	\$ 2,256.76	\$ 52.20	\$ 317,199.25		\$ 317,199.25
405	SHERIFF'S FEDERAL FORFEITURE	\$ 126,100.39	\$ 5,431.63	\$ 2,447.90	\$ 129,084.12		\$ 129,084.12
408	FIRE CODE INSPECTION FEE FUND	\$ 781,884.97	\$ 15,394.18	\$ 30,037.20	\$ 767,241.95	\$ 350,000.00	\$ 1,117,241.95
409	SHERIFF'S DONATION FUND	\$ 7,931.66	\$ -	\$ 497.92	\$ 7,433.74		\$ 7,433.74
410	COUNTY CLERK RECORDS MGMT FUND	\$ 533,837.75	\$ 29,550.00	\$ -	\$ 563,387.75	\$ 1,206,534.89	\$ 1,769,922.64
411	CO. CLERK RECORDS ARCHIVE-GF	\$ 352,865.53	\$ 29,410.70	\$ -	\$ 382,276.23	\$ 304,643.21	\$ 686,919.44
412	COUNTY RECORDS MANAGEMENT	\$ 64,041.02	\$ 1,310.12	\$ -	\$ 65,351.14		\$ 65,351.14
413	VITAL STATISTICS PRESERVATION-GF	\$ 35,530.47	\$ 830.00	\$ -	\$ 36,360.47		\$ 36,360.47
414	COURTHOUSE SECURITY	\$ 328,864.96	\$ 9,699.61	\$ 3,274.13	\$ 335,290.44		\$ 335,290.44
415	DISTRICT CLERK RECORDS MGMT	\$ 12,579.00	\$ 34.29	\$ -	\$ 12,613.29		\$ 12,613.29
416	JUSTICE COURT ASSISTANCE & TECH	\$ 161,280.65	\$ 3,273.00	\$ -	\$ 164,553.65		\$ 164,553.65
417	CO & DIST COURT TECHNOLOGY FUND	\$ 34,099.15	\$ 206.84	\$ 370.00	\$ 33,935.99		\$ 33,935.99
418	JP JUSTICE COURT SECURITY	\$ 9,267.91	\$ 55.61	\$ 115.04	\$ 9,208.48		\$ 9,208.48
420	SURPLUS FUNDS-ELECTION CONTRACT	\$ 112,619.99	\$ 5,391.56	\$ 661.20	\$ 117,350.35		\$ 117,350.35
430	COURT REPORTER FEE (GC 51.601)	\$ 120,219.56	\$ 6,698.14	\$ 14,315.10	\$ 112,602.60		\$ 112,602.60
431	CHILD ABUSE PREVENTION FUND	\$ 85,214.01	\$ 57.37	\$ -	\$ 85,271.38		\$ 85,271.38
432	DIST CLK RECORDS ARCHIVE -GF	\$ 8,150.18	\$ 40.73	\$ -	\$ 8,190.91		\$ 8,190.91
433	COURT RECORDS PRESERVATION-GF	\$ 10,841.09	\$ 40.75	\$ -	\$ 10,881.84		\$ 10,881.84
435	ALTERNATIVE DISPUTE RESOLUTION	\$ 136,601.94	\$ 5,170.63	\$ 3,333.33	\$ 138,439.24	\$ 250,000.00	\$ 388,439.24
436	COURT-INITIATED GUARDIANSHIPS	\$ 75,676.99	\$ 1,320.00	\$ 100.00	\$ 76,896.99		\$ 76,896.99
437	CHILD SAFETY FEE-GF	\$ 66,488.23	\$ 6,550.53	\$ -	\$ 73,038.76	\$ 100,000.00	\$ 173,038.76
439	CHILD WELFARE BOARD	\$ 41,910.58	\$ 225.29	\$ -	\$ 42,135.87		\$ 42,135.87
440	SPECIALTY COURTS(WAS DRUG CT)-GF	\$ 101,055.91	\$ 2,700.82	\$ 448.00	\$ 103,308.73		\$ 103,308.73
441	LOCAL YOUTH DIVERSION FUND	\$ 145,851.62	\$ 3,776.33	\$ -	\$ 149,627.95		\$ 149,627.95
445	CA PRE-TRIAL INTERVENTION PROG	\$ 14,875.00	\$ 4,500.00	\$ 5,500.00	\$ 13,875.00		\$ 13,875.00
451	CONSTABLE 1 STATE FORFEITURE	\$ 4,251.21	\$ 1.75	\$ -	\$ 4,252.96		\$ 4,252.96
453	CONSTABLE 3 STATE FORFEITURE	\$ 1,297.40	\$ 1.06	\$ -	\$ 1,298.46		\$ 1,298.46
454	CONSTABLE 4 STATE FORFEITURE	\$ 3,798.46	\$ 1.56	\$ -	\$ 3,800.02		\$ 3,800.02
463	CONSTABLE 3 FEDERAL FORFEITURE	\$ 1,283.59	\$ -	\$ -	\$ 1,283.59		\$ 1,283.59
480	HOTEL OCCUPANCY	\$ 2,481,708.97	\$ 48,775.91	\$ -	\$ 2,530,484.88		\$ 2,530,484.88
498	BAIL BOND SECURITY FUND	\$ 227,710.84	\$ 50,000.00	\$ -	\$ 277,710.84	\$ 410,000.00	\$ 687,710.84
499	EMPLOYEE FUND-GF	\$ 12,399.84	\$ 149.04	\$ 350.00	\$ 12,198.88		\$ 12,198.88
501	COUNTY ATTORNEY HOT CHECK FEES	\$ 1,067.67	\$ -	\$ 157.09	\$ 910.58		\$ 910.58
505	LAW ENFORCEMENT TRAINING FUNDS	\$ 52,678.59	\$ -	\$ 1,200.00	\$ 51,478.59		\$ 51,478.59
600	DEBT SERVICE	\$ (223,086.10)	\$ 257,345.07	\$ -	\$ 34,258.97	\$ 75,630.80	\$ 109,889.77
700	CAPITAL PROJECT FUND	\$ 15,007,847.04	\$ -	\$ 487,484.79	\$ 14,520,362.25	\$ 9,450,000.00	\$ 23,970,362.25
714	RECOVERY FUND GRANTS	\$ -	\$ -	\$ -	\$ -	\$ 20,686,807.68	\$ 20,686,807.68
800	JAIL COMMISSARY FUND	\$ 693,978.90	\$ 46,441.44	\$ 40,933.91	\$ 699,486.43		\$ 699,486.43
850	EMPLOYEE HEALTH BENEFITS	\$ 1,037,107.47	\$ 738,789.48	\$ 1,501,003.26	\$ 274,893.69	\$ 6,558,586.88	\$ 6,833,480.57
855	WORKERS' COMPENSATION FUND	\$ 530,948.62	\$ 28.50	\$ 86,475.90	\$ 444,501.22		\$ 444,501.22
	TOTALS	\$ 2,309,843.91	\$ 22,084,014.43	\$ 19,905,809.86	\$ 4,488,048.48	\$ 167,948,724.44	\$ 172,436,772.92

Submitted by: Honorable Linda Douglass
Guadalupe County Treasurer
APRIL 30, 2025

GUADALUPE COUNTY, TEXAS

Debt Service Schedule - Outstanding Debt

TAX NOTES, SERIES 2020

In November 2020, the Guadalupe County Commissioners Court issued \$8,500,000 in Tax Notes. These Tax Notes were issued for the purposes of constructing, purchasing, renovating, equipping, enlarging, and improving County facilities, and purchasing personal property, materials, supplies, equipment, machinery, land, and rights-of-way for authorized needs and purposes relating to the aforementioned capital improvements and professional services relating to the aforementioned projects.


FISCAL YEAR	PRINCIPAL DUE 2/1	INTEREST RATE	INTEREST DUE 2/1	INTEREST DUE 8/1	TOTAL
2021			\$ -	\$ -	\$ -
2022	\$ -	0.536%	\$ -	\$ -	\$ -
2023	\$ -	0.564%	\$ -	\$ -	\$ -
2024	\$ -	0.591%	\$ -	\$ -	\$ -
2025	\$ 2,610,000.00	0.692%	\$ 32,553.70	\$ 23,523.10	\$ 2,666,076.80
2026	\$ 2,670,000.00	0.793%	\$ 23,523.10	\$ 12,936.55	\$ 2,706,459.65
2027	\$ 2,735,000.00	0.946%	\$ 12,936.55	\$ -	\$ 2,747,936.55
	<u>\$ 8,015,000.00</u>		<u>\$ 69,013.35</u>	<u>\$ 36,459.65</u>	<u>\$ 8,120,473.00</u>

Total Debt Outstanding as of 10/01/2024	\$ 8,015,000.00
Less scheduled principal payments for FY25	<u>\$ (2,610,000.00)</u>
Total Debt Outstanding as of 09/30/2025	<u>\$ 5,405,000.00</u>

Monthly Departmental Revenues Received for the Fiscal Year October 1, 2024 to September 30, 2025

	Oct-24-Dec-24 Totals	Jan-25-Mar-25 Totals	Apr-25	REVENUE YEAR-TO- DATE
ADULT DETENTION CENTER	\$ 171,893.29	\$ 198,723.51	\$ 74,869.70	\$ 445,486.50
BINGO PRIZE ALLOTMENT	\$ 16.88	\$ 29,573.94	\$ 23,009.85	\$ 52,600.67
CO ATTORNEY	\$ 14,317.25	\$ 17,712.50	\$ 4,724.10	\$ 36,753.85
CONSTABLE 1	\$ 13,920.01	\$ 26,120.89	\$ 6,940.42	\$ 46,981.32
CONSTABLE 2	\$ 19,399.25	\$ 20,590.44	\$ 6,799.39	\$ 46,789.08
CONSTABLE 3	\$ 12,315.07	\$ 11,770.18	\$ 4,091.81	\$ 28,177.06
CONSTABLE 4	\$ 8,067.97	\$ 10,709.88	\$ 4,027.89	\$ 22,805.74
COUNTY CLERK-CIVIL	\$ 62,035.91	\$ 70,637.02	\$ 22,151.76	\$ 154,824.69
COUNTY CLERK-CCL AND CCL2	\$ 90,067.45	\$ 120,646.10	\$ 44,107.80	\$ 254,821.35
COUNTY CLERK-DEEDS/VITALS	\$ 467,191.93	\$ 410,609.81	\$ 165,398.82	\$ 1,043,200.56
DISTRICT CLERK-CIVIL	\$ 188,378.72	\$ 260,334.18	\$ 80,158.71	\$ 528,871.61
DISTRICT CLERK-CCM	\$ 48,960.85	\$ 65,902.30	\$ 21,886.89	\$ 136,750.04
ELECTIONS	\$ 68,410.77	\$ 117,883.02	\$ 53,915.62	\$ 240,209.41
ENVIRONMENTAL HEALTH	\$ 71,100.00	\$ 73,600.00	\$ 30,000.00	\$ 174,700.00
FIRE MARSHAL	\$ 62,772.25	\$ 173,757.54	\$ 15,472.18	\$ 252,001.97
NON-DEPARTMENTAL *	\$ 52,536.22	\$ 322,052.36	\$ 201,286.38	\$ 575,874.96
HOTEL OCCUPANCY TAX	\$ 57,234.86	\$ 96,178.23	\$ 48,775.91	\$ 202,189.00
JUSTICE OF THE PEACE, PCT. 1	\$ 254,331.95	\$ 324,909.97	\$ 106,349.21	\$ 685,591.13
JUSTICE OF THE PEACE, PCT. 2	\$ 111,694.85	\$ 133,208.17	\$ 44,544.81	\$ 289,447.83
JUSTICE OF THE PEACE, PCT. 3	\$ 33,567.44	\$ 52,480.20	\$ 17,843.59	\$ 103,891.23
JUSTICE OF THE PEACE, PCT. 4	\$ 111,635.23	\$ 166,981.64	\$ 60,995.31	\$ 339,612.18
JUVENILE PROBATION	\$ 28,137.64	\$ 238,550.26	\$ 69,132.84	\$ 335,820.74
ROAD AND BRIDGE	\$ 44,769.10	\$ 3,280.00	\$ 5,300.00	\$ 53,349.10
SHERIFF'S DEPARTMENT	\$ 132,595.80	\$ 155,228.77	\$ 12,975.50	\$ 300,800.07
TAX OFFICE	\$ 52,308,637.19	\$ 97,237,553.75	\$ 5,191,544.81	\$ 154,737,735.75
TREASURER'S OFFICE	\$ 1,260.17	\$ 2,370.42	\$ 479.95	\$ 4,110.54
TOTAL MONTHLY REVENUES	\$ 54,435,248.05	\$ 100,341,365.08	\$ 6,316,783.25	\$ 161,093,396.38
*NON-DEPARTMENTAL includes:				
WASTE MANAGEMENT	\$ 176,485.61			
MIXED BEVERAGE	\$ 24,541.73			
TABC	\$ 110.00			
ACCENT FOODS	\$ 149.04			

GUADALUPE COUNTY
SALES TAX COLLECTIONS COMPARISON FY2024 / FY2025



Month Collected / Month Remitted	FY 2024	Month Collected / Month Remitted	FY 2025	FY 2024 / 2025 Net Difference	Comparable Monthly % Change Increase/Decrease
October / December	\$ 1,303,739.00	October / December	\$ 1,187,582.00	\$ (116,157.00)	-8.91%
November / January	\$ 1,157,585.00	November / January	\$ 1,262,795.00	\$ 105,210.00	9.09%
December / February	\$ 1,488,452.00	December / February	\$ 1,642,640.00	\$ 154,188.00	10.36%
January / March	\$ 1,249,815.00	January / March	\$ 1,128,688.00	\$ (121,127.00)	-9.69%
February / April	\$ 1,125,564.00	February / April	\$ 1,077,977.00	\$ (47,587.00)	-4.23%
March / May	\$ 1,334,301.00	March / May	\$ 1,390,204.00	\$ 55,903.00	4.19%
April / June	\$ 1,257,464.00	April / June	\$ -		
May / July	\$ 1,479,694.00	May / July	\$ -		
June / August	\$ 1,259,962.00	June / August	\$ -		
July / September	\$ 1,252,890.00	July / September	\$ -		
August / October	\$ 1,196,919.00	August / October	\$ -		
September / November	\$ 1,292,432.00	September / November	\$ -		
Total Payments					
Received:	\$ 15,398,817.00	Received:	\$ 7,689,886.00	\$ 30,430.00	

****Note - Sales Tax is paid two months in arrears from Texas Comptroller of Public Accounts.**

SALES TAX BY FISCAL YEAR 5 YEAR TREND

BUDGET vs ACTUAL

	FY 2021	FY 2022	FY 2023	FY2024	FY2025
BUDGET	\$ 7,020,000	\$9,576,000	\$11,400,000	\$13,000,000	\$15,600,000
ACTUAL	\$ 10,723,612	\$13,228,590	\$14,113,922	\$15,398,817	\$7,689,886



Compensatory Time Liability Report

As of 04/30/25

Primary Department	Rate	Compensatory Time
400 - COUNTY JUDGE	\$4,866.28	136.6000
401 - COMMISSIONERS COURT	\$12.32	0.5000
403 - COUNTY CLERK	\$99.38	4.0900
405 - VETERANS' SERVICE OFFICER	\$44.61	2.1250
426 - COUNTY COURT-AT-LAW	\$27.12	0.8750
427 - COUNTY COURT-AT-LAW NO. 2	\$5,990.29	168.1250
439 - 456TH DISTRICT COURT	\$99.94	2.8750
450 - DISTRICT CLERK	\$1,072.86	38.6300
451 - JUSTICE OF THE PEACE, PRECINCT 1	\$1,047.72	41.2750
452 - JUSTICE OF THE PEACE, PRECINCT 2	\$30.87	1.3750
453 - JUSTICE OF THE PEACE, PRECINCT 3	\$367.24	15.5000
454 - JUSTICE OF THE PEACE, PRECINCT 4	\$2,774.21	110.8750
475 - COUNTY ATTORNEY	\$1,293.14	56.4450
490 - ELECTIONS ADMINISTRATION	\$2,457.94	100.8750
493 - HUMAN RESOURCES	\$3,248.52	121.1250
495 - COUNTY AUDITOR	\$6,975.40	197.3750
496 - PURCHASING	\$159.70	5.8750
497 - COUNTY TREASURER	\$2,005.51	63.6300
499 - TAX ASSESSOR-COLLECTOR	\$1,677.12	66.7800
503 - MIS DEPARTMENT	\$3,954.32	121.1550
516 - BUILDING MAINTENANCE	\$184.83	8.3150
545 - FIRE MARSHAL	\$4,138.67	183.6250
551 - CONSTABLE, PRECINCT 1	\$28.96	0.8750
560 - COUNTY SHERIFF	\$4,551.86	94.5000
562 - HIGHWAY PATROL	\$289.69	12.0000
570 - ADULT DETENTION CENTER (JAIL)	\$2,553.41	92.8750
600 - CSCD (ADULT PROBATION)	\$10,771.84	415.6250
620 - ROAD & BRIDGE	\$27,965.99	806.6650
635 - ENVIRONMENTAL HEALTH	\$1,313.31	49.5740
637 - ANIMAL CONTROL	\$2,115.24	85.0250
665 - AGRICULTURE EXTENSION SERVICE	\$196.40	6.4100
672 - JUVENILE PROBATION	\$5,547.88	167.5100
673 - JUVENILE DETENTION	\$208.26	6.9750
Grand Totals	\$98,070.80	3,186.0790



Payroll History Report

Pay Date Range 04/01/25 - 04/30/25

Payroll History Total

Hours Description	Hours	Gross	Withholdings and Deductions	Gross Base
ADMIN LEAVE - ADMINISTRATIVE LEAVE	151.2500	3,778.67	Gross	3,583,255.49
ADMIN PAY - ADMINISTRATIVE PAY	34.0000	946.82	Federal Income Tax	316,190.02
ADV JAILER-HRLY - Advanced Jailer-Hourly	.0000	1,040.00	FICA	211,854.96
ADV PO ELECTED - Advanced Peace Officer Elected	.0000	100.00	Medicare	49,546.91
ADV PO HOURLY - Advanced Peace Officer Hourly	.0000	2,400.00	Adult Probation Post Tax	451.90
ADV TELE-HOURLY - Advanced Telecommunicator-HRLY	.0000	60.00	Adult Probation Pre Tax	3,018.32
AUTO APPOINTED - Auto Allowance Appointed	.0000	1,166.66	Aflac Accident	7,647.41
AUTO ELECTED - Auto Allowance Elected Officials	.0000	5,700.01	Aflac Cancer	279.34
CELL PHONE APPT - Cell Phone Appointed	.0000	120.00	AFLAC CRITICAL ILLNESS	9,368.76
CELL PHONE ELECT - Cell Phone Elected	.0000	300.00	Aflac Hospital	6,220.38
CELL PHONE HRLY - Cell Phone Hourly	.0000	590.00	BCBS DB LONG-TERM DISABILITY	6,368.24
CHS - Courthouse Security	94.5000	2,691.07	BCBS DB TERM LIFE	8,358.44
COMP IN OT - Comp Earned Overtime	480.0000	.00	Child Support	11,182.84
COMP USED - Comp Used	848.5250	23,763.56	CPI Flexible Spending Acct	28,939.04
CORR HRLY - Correction of Hours	(80.0000)	(296.00)	CPI FSA Dependent Care	1,359.98
DIST JUDGE SUPP - District Judge Supplement	.0000	1,400.00	Dental EE+CH	6,826.25
GIFT CARD - Gift Card Taxable Income	.0000	50.00	Dental EE+Fam	8,109.00
HRLY - Hourly	87,660.0000	2,536,536.21	Dental EE+SP	4,281.25
INT JAILER-HRLY - Intermediate Jailer-Hourly	.0000	100.00	Dental EO	6,060.00
INT PO ELECTED - Intermediate Peace Officer Elect	.0000	50.00	Medical EE+CH	32,431.00
INT PO HOURLY - Intermediate Peace Off-Hourly	.0000	850.00	Medical EE+Fam	31,590.00
JURY - JURY DUTY	8.0000	379.36	Medical EE+SP	13,244.00
JUV BOARD - Juvenile Board Salary	.0000	1,200.00	Nationwide Deferred Comp	2,499.06
JUV MEALS - Juvenile Meals other than trng	.0000	60.00	Property Tax Escrow Accounts	4,800.70
JUVStateJPO - Juvenile State Supplement - Prob	.0000	7,230.54	Retirement Hrly/Sal	7,635.40
JUVStateJSO - Juvenile State Supplement - Det	.0000	16,322.23	Retirement-Biweekly	241,695.83
LWOP - Leave Without Pay	496.7500	.00	Retirement-Monthly Payroll	350.00
MASTER JAILER-HR - Master Jailer Hourly	.0000	960.00	Valic Deferred Comp	11,280.00
MASTER PO HRLY - Master Peace Officer Hourly	.0000	10,700.00	Valic Roth 457(b)	470.00
MASTER PO-APPT - Master Peace Officer Appointed	.0000	200.00	Vision EE Only	2,759.47
MASTER PO-ELECTE - Master Peace Officer-Elected	.0000	600.00	Vision EE+CH	1,687.80
MASTER TELE-HRLY - Master Telecommunicator-Hrly	.0000	840.00	Vision EE+FAM	2,528.40
MILITARY - Military Leave With Pay	86.0000	2,155.08	Vision EE+SP	1,289.86
OT - Overtime	1,530.0000	47,828.71	Net	\$2,542,930.93
OT FLSA REG - Regular Overtime	.0000	24,576.52	Benefits	Amount
PERS ACCRUED - Personal Time Accrued	4.0000	.00	Medical Contribution	589,380.00
PERS USED - Personal Time Used	8.5000	193.63	RETIREMENT BI-WEEKLY PAYROLL	441,230.50
PT - Part Time Employee	4,932.2500	107,752.81	RETIREMENT MONTHLY PAYROLL	639.00
PT- SALARY - Part Time Salaried	.0000	2,629.58	RETIREMENT SALARY PAYROLL	13,940.10
SAL APPOINTED - Salary Appointed Officials	.0000	104,724.74	Total	\$1,045,189.60
SAL ELECTED - Salary Elected Officials	.0000	153,300.46		
SALARY - Salary	.0000	304,397.74		
SB22_CA_SUPP - SB22 Co Atty Supplemental Pay	.0000	11,724.38		
SERT OFFICER - SERT Officer	.0000	2,240.00		
SICK ACCRUED - Sick Time Accrued	3,797.3557	.00		
SICK LOST - Sick Lost	117.5247	.00		
SICK SALARY - Sick Salaried Employee	84.0000	.00		
SICK USED - Sick Time Used	2,945.5000	84,911.93		
SICK USED PT - SICK USED PT	25.7500	619.35		
SIGN-ON/RECRUIT - SIGN-ON/RECRUITMENT	.0000	7,000.00		
STATE SUPP - State Supplement Elected	.0000	2,100.00		
TEMP - Temporary Employee	166.2500	2,549.75		
TFC - Adult Probation Instructor	.0000	432.00		
UNIFORM - Uniform Allowance	.0000	7,425.00		
UNIFORM RENTAL - Uniform Rental Non Cash Use Fee	.0000	22.44		
VAC ACCRUED - Vacation Accrued	4,881.4329	.00		
VAC LOST - Vacation Lost	52.2469	.00		
VAC SALARY - Vacation Used Salaried Employee	176.0000	.00		
VAC USED - Vacation Used-hourly	3,046.6320	87,124.11		
VAC USED PT - VAC USED PT	65.0176	1,490.51		
VEHICLE - Vehicle Non Cash Use Fee	.0000	1,329.00		
WC Medical - Medical Admin Leave	7.5000	190.63		
WC TAXED - Workers Comp Taxed	8.0000	190.75		
WXD LOST - WEATHER LOST	225.2500	.00		
WXD USED - Inclement Weather Used	256.2500	7,908.68		
Total	112,108.4848	\$3,583,255.49		



Texas County and District Retirement System

Retirement Contribution Certification

TCDRS-3A
Revised 3/05

Employer Name Guadalupe County Employer Number 193

Contact Person Terri B Troncoso Telephone Number 830-303-4188 ext. 1374

Reporting Month/Year Apr-25

I certify this to be a true and complete report of the retirement contributions required by the Texas County and District Retirement System for the above employer.

Linda Douglass
Signature of Authorized Official

COUNTY TREASURER
Title

Calculation of Funds

Employee Deposits

Employee Deposits Grand Total \$249,681.23

Employer Contributions

	Employee Deposits Grand Total	Employee Deposit Rate	Employer Contribution Rate	
Employer Contributions	<u>249,681.23</u>	<u>7%</u>	<u>12.78%</u>	<u>\$455,809.60</u>
Optional Group Term Life	<u>249,681.23</u>	<u>0%</u>	<u>0.00%</u>	<u>\$0.00</u>

Monthly Adjustment Report Totals from TCDRS-3B

Total Employee Deposit Adjustments	<u>\$0.00</u>
Total Employer Contribution Adjustments	<u>\$37.24</u>
Total Optional Group Term Life Adjustments	<u>\$0.00</u>

Total Adjustments \$37.24

Overpayments/Underpayments from Previous Reports

Add or Subtract Payment Variances from Prior Report \$0.00

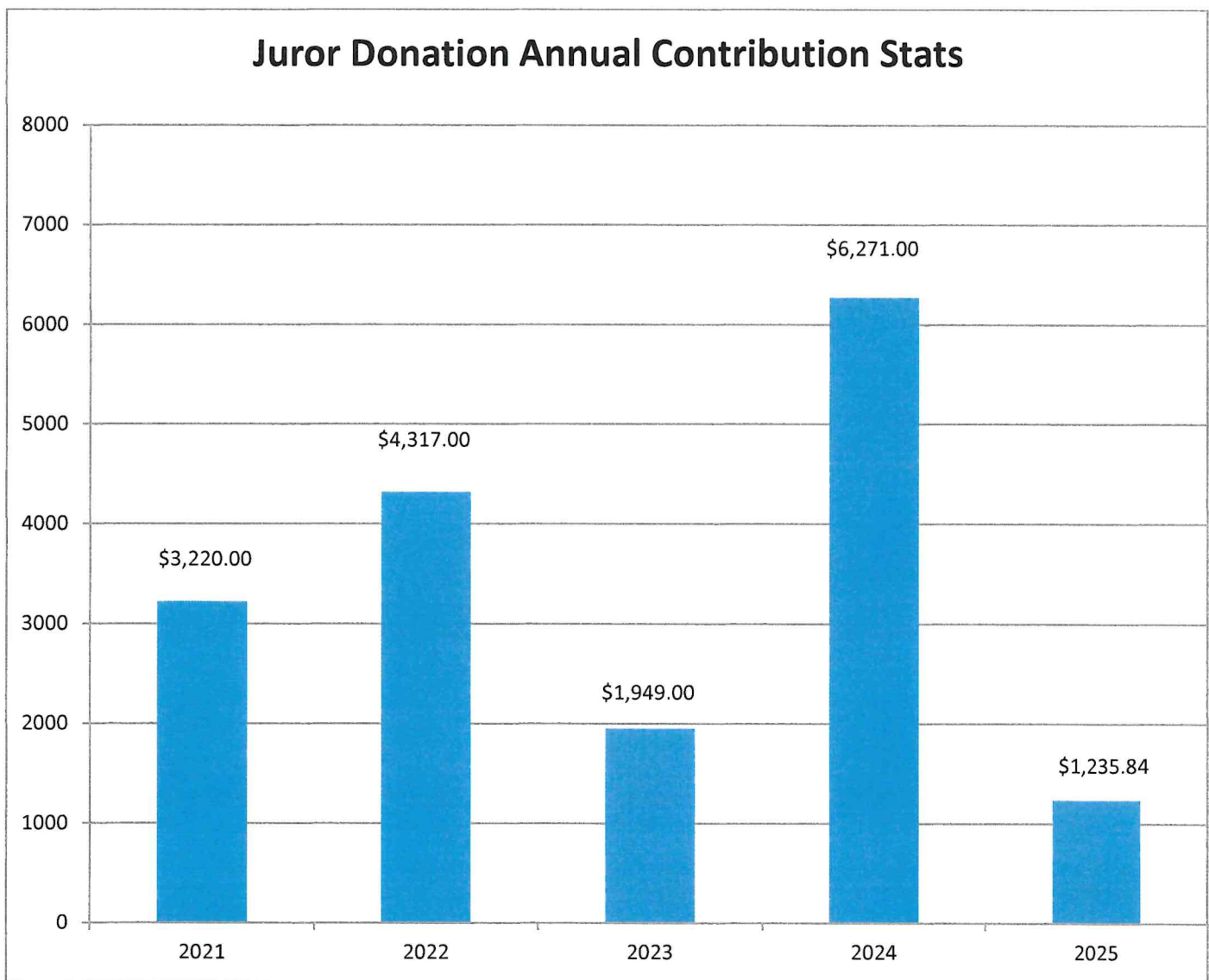
Total Funds Due	<u>\$705,528.07</u>
TOTAL FUNDS SUBMITTED	<u>\$705,528.07</u>
Difference	<u>\$0.00</u>

Annual Juror Donations and Charities

Jurors are able to donate all or part of their pay to the following charities:

- Court Appointed Special Advocates (CASA)
- Guadalupe County Child Welfare Service
- Guadalupe County Crime Stoppers
- Guadalupe Valley Family Violence Shelter
- Guadalupe County Children's Advocacy Center
- Texas Victims Compensation Fund
- Veterans Court Program

Historical Data on Annual Juror Donations to Non-Profits



AS OF 4/30/2025

Treasurer's Investment Report



**SUBMITTED TO: COMMISSIONERS' COURT, GUADALUPE COUNTY
BY: HONORABLE LINDA DOUGLASS, COUNTY TREASURER**

This report is prepared in accordance with the provisions of Government Code 2256.023, The Public Funds Investment Act, which requires at least quarterly reporting of investment transactions for county funds to the Commissioners' Court. The investments held in Guadalupe County's portfolio comply with the Public Funds Investment Act and the County's Investment Policy and Strategies.

General Statement

This report summarizes the County's Investment Portfolio position and performance for the month ended April 30, 2025.

Funds of Guadalupe County will be invested in accordance with federal and state laws and within the boundaries of the Investment Policy. Investments shall be made with judgment and care under circumstances then prevailing-which persons of prudence, discretion, and intelligence exercise in the management of their affairs, not for speculation, but for investment, considering the probable safety of their capital as well as the probable income to be derived. The first and foremost consideration of all Guadalupe County investment transactions is the suitability of the investment to the financial requirements of the County. Guadalupe County will invest according to investment strategies for each fund as they are adopted by Commissioners' Court resolution in accordance with PFIA 2256 of the Texas Government Code.

Currently, the County's investments are made up utilizing Texas Class Investment Pool, Certificates of Deposit, Agency Bonds, and Money Market Funds. Pools combine the cash of participating jurisdictions and invest the assets in securities otherwise allowed under state law regarding government investments. During the current 2024-2025 fiscal year, interest earnings year to date totaled \$4,003,622.00 as of April 30, 2025 (See **"Interest Earnings by Fund" schedule on page 19**). These interest earnings include interest earned on First United Bank Accounts, Certificates of Deposit, Agency Bonds and Texas Class Investment Pool.

Cash Balances

“Cash balances” are the dollar amounts in a checking account that can be transferred, invested, used to pay down debt, or left in the account for compensation purposes. The total available cash balances on-hand in First United Bank and Texas Class as of April 30, 2025, was \$71,164,155.00. (See **“Cash Balances” schedule on page 20**). Balances in Texas Class and Certificates of Deposits made up 61% and Agency Bonds made up 39% of all invested funds. Cash balances in First United Bank and Texas Class accounts are monitored accordingly.

Collateral Adequacy

Collateral on cash balances and investments was adequate during the month. Collateral pledged as of April 30, 2025, is as follows: First United Bank FHLB Letters of Credit pledged plus FDIC insurance were \$33,652,846.00 Schertz Bank and Trust FHLB Letters of Credit pledged plus FDIC insurance was \$22,250,000.00, Marion State Bank collateral pledged plus FDIC insurance held in Safekeeping by Frost Bank was \$11,005,705.00.

Investment Strategy

In accordance with the Public Funds Investment Act, Guadalupe County Investment Strategies shall address the following priorities:

- Understanding of the suitability of the investment to the financial requirements of the County;
- Preservation and safety of principal;
- Liquidity;
- Marketability of the investment if the need arises to liquidate the investment before maturity;
- Diversification of the investment portfolio; and
- Yield

A portion of the operating portfolio will be used to invest funds in Texas Class Investment Pool and Money Market Funds. Available funds can be invested in highly liquid short-term Treasury Bills, Agency Discount Notes, US Government Bonds, and Certificates of Deposit with a stated maturity of thirty-six (36) months or less when their yield exceeds Texas Class or Money Market Fund Rates. The dollar-weighted average maturity of 365 days or less will be calculated using the stated final maturity dates of each security.


Guadalupe County will attempt to diversify its investments to help ensure the financial security and optimum liquidity of funds while achieving the maximum yield adhering to the County Investment Policy and state laws.

Monies will continue to be invested in a positive manner based on the cash flow needs of Guadalupe County. Investments are made with the intention of holding to maturity, but with the ability to liquidate should funds be needed at any time. As always, we remain focused on safety, liquidity, and then yield.


We will avoid speculative investing and maintain the highest professional and ethical standards as custodians of the public trust.

This report has been prepared in compliance with the Local Government Code 116.112 and Government Code, Subchapter A, Chapter 2256, Public Funds Investment Act.

April 1, 2025
Submitted by:



Honorable Linda Douglass, CCT CIO,
Guadalupe County Treasurer



Jacqueline Zambrano, CIO
Assistant County Treasurer

DESCRIPTION OF INVESTMENT INSTRUMENTS

Descriptions of the different instruments are as follows:

Certificates of Deposit - A deposit of funds, in a bank or savings and loan association, for a specified term that earns interest at a specified rate or rate formula. CD's may be secured or unsecured. They may be for terms as short as 1 week or as long as or longer than 10 years.

Commercial Paper - Unsecured, short-term promissory notes issued by corporations for specific amounts and with specific maturity dates. Commercial Paper may be sold on a discount basis or may bear interest. Terms can be as short as 1 day and usually do not exceed 270 days

Discount Notes – Securities that do not pay periodic interest. Investors earn the difference between the discount issue price and the full face value paid at maturity.

Fair Value – the amount at which a financial instrument could be exchanged in a current transaction between willing parties, other than in a force or liquidation sale.

Federal Agencies – were created to provide credit to various sectors of the economy. They include the issuance of discount notes, coupon notes and bonds, and mortgage securities.

Market Value - the amount of which an instrument can be sold on a given date, prior to maturity.

Money Market Mutual Fund – are interest-bearing funds that invest in short-term investments so that the funds remain liquid and available to depositors. Such funds will normally include in their investment objectives the maintenance of a stable net asset value. The dollar-weighted average stated maturity of such funds is usually 60 days or less.

Par Value – the amount the collateral is worth if it's sold as face value.

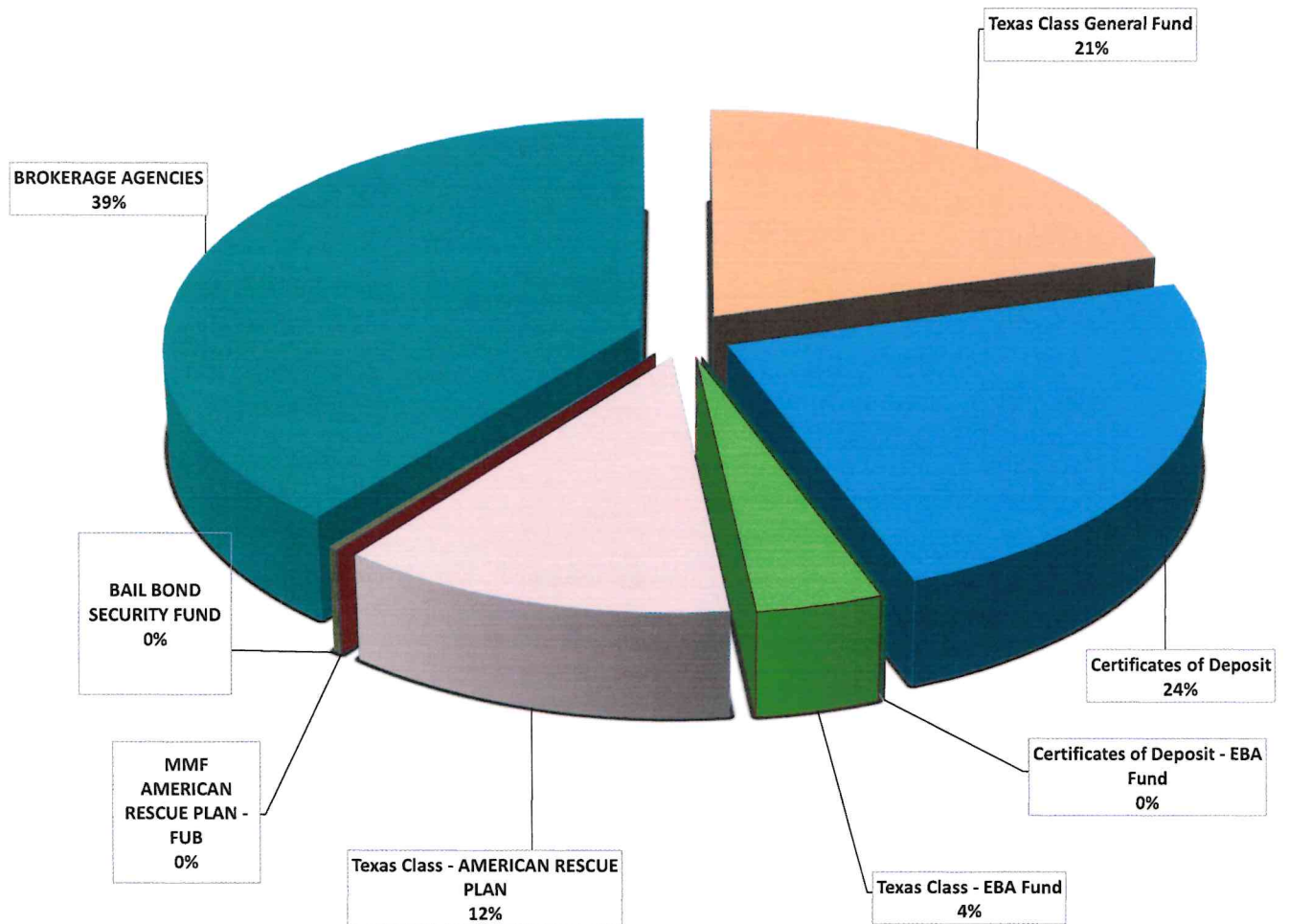
Repurchase Agreements (Repos) – are short-term agreements to purchase securities and then, at a specified time, sell them back to the original party at the same price. Repos are agreements, not instruments, and transactions are generally subject to a Master Repurchase Agreement that stipulates the rights and obligations of the parties involved. The securities delivered are considered collateral and are usually treasuries, agencies, or mortgages. A stated "Repo rate" is the rate of interest that may be earned calculated on an actual-day month/360-day year basis.

Treasury Bills – are issued at a discount at an auction conducted by the Federal Reserve Bank. Bills may be issued in maturities of 3-months, 6-months, or 1-year. The difference between the face amount at maturity and the discounted amount paid by the investor is the income earned on the security. The market for treasury bills is the most active and most carefully watched sector in the world. Every other type of security trades at a basis spread over treasuries.

Treasury Notes & Bonds – are interest-bearing securities with a stated coupon rate issued at or near face value and redeemable at face value. Notes have maturities from 1 to 10 years and bonds have maturities from 10 to 30 years.

**PORTFOLIO BY TYPE OF INVESTMENT ALLOCATION
AS OF APRIL 30, 2025**

Texas Class General Fund	\$	34,656,650.00
Certificates of Deposit	\$	39,736,680.00
Certificates of Deposit - EBA Fund	\$	-
Texas Class - EBA Fund	\$	6,558,587.00
Texas Class - AMERICAN RESCUE PLAN	\$	20,580,517.00
MMF AMERICAN RESCUE PLAN - FUB	\$	106,291.00
BAIL BOND SECURITY FUND	\$	410,000.00
BROKERAGE AGENCIES	\$	65,900,000.00
TOTAL	\$	167,948,725.00



INTEREST RATES HISTORY BY MONTH AND YEAR

FIRST UNITED BANK ACCOUNTS

	2021	2022	2023	2024	2025
JAN	0.25%	0.25%	0.50%	0.50%	0.50%
FEB	0.25%	0.25%	0.50%	0.50%	0.50%
MAR	0.25%	0.25%	0.50%	0.50%	0.50%
APR	0.25%	0.25%	0.50%	0.50%	0.50%
MAY	0.25%	0.25%	0.50%	0.47%	
JUNE	0.25%	0.25%	0.50%	0.50%	
JULY	0.25%	0.25%	0.50%	0.50%	
AUG	0.25%	0.25%	0.50%	0.50%	
SEPT	0.25%	0.25%	0.50%	0.50%	
OCT	0.25%	0.25%	0.50%	0.50%	
NOV	0.25%	0.25%	0.50%	0.50%	
DEC	0.25%	0.25%	0.50%	0.50%	

FUB-MONEY MARKET FUND

	2021	2022	2023	2024	2025
JAN	0.50%	0.50%	2.78%	2.78%	2.78%
FEB	0.50%	0.50%	2.79%	2.78%	2.79%
MAR	0.50%	0.50%	2.79%	2.78%	2.79%
APR	0.50%	0.50%	2.79%	2.78%	2.78%
MAY	0.50%	0.50%	2.78%	2.78%	
JUNE	0.50%	0.50%	2.78%	2.78%	
JULY	0.50%	0.50%	2.79%	2.78%	
AUG	0.50%	0.50%	2.78%	2.78%	
SEPT	0.50%	0.50%	2.78%	2.78%	
OCT	0.50%	0.50%	2.78%	2.78%	
NOV	0.50%	0.50%	2.78%	2.78%	
DEC	0.50%	0.50%	2.78%	2.78%	

TEXAS CLASS INVESTMENT POOL

	2021	2022	2023	2024	2025
JAN	0.13%	0.09%	4.57%	5.54%	4.54%
FEB	0.10%	0.12%	4.76%	5.48%	4.49%
MAR	0.10%	0.28%	4.86%	5.47%	4.44%
APR	0.08%	0.47%	5.04%	5.43%	4.44%
MAY	0.07%	0.81%	5.20%	5.43%	
JUNE	0.06%	1.15%	5.27%	5.42%	
JULY	0.06%	1.63%	5.32%	5.45%	
AUG	0.05%	2.28%	5.48%	5.43%	
SEPT	0.04%	2.67%	5.52%	5.29%	
OCT	0.04%	3.22%	5.56%	5.04%	
NOV	0.05%	3.85%	5.56%	4.89%	
DEC	0.06%	4.32%	5.57%	4.75%	

INTEREST EARNINGS BY FUND VS ACTUAL FY 2024 / 2025

FUND	OCT.2024- JAN.2025 INTEREST	FEB. 2025 INTEREST	MAR. 2025 INTEREST	APR. 2025 INTEREST	TOTAL INTEREST YEAR-TO-DATE	ANNUAL BUDGET FY 24-25	YTD DIFFERENCE
GF NON-DEPARTMENTAL 100-409-330-7610	\$ 1,645,372.83	\$ 341,842.67	\$ 380,665.32	\$ 412,653.45	\$ 2,780,534.27	\$ 4,000,000.00	\$ (1,219,465.73)
GF TAX ASSESSOR COLLECTOR 100-499-330-7610	\$ 13,982.78	\$ 1,364.56	\$ 817.38	\$ 796.20	\$ 16,960.92	\$ 25,000.00	\$ (8,039.08)
ROAD & BRIDGE FUND 200-620-330-7610	\$ 198,281.66	\$ 65,568.41	\$ 70,844.42	\$ 69,290.76	\$ 403,985.25	\$ 420,000.00	\$ (16,014.75)
JUVENILE PROBATION FUND 325-672-330-7610	\$ 11,664.85	\$ 1,692.51	\$ 1,641.19	\$ 3,357.97	\$ 18,356.52	\$ 6,500.00	\$ 11,856.52
325-672-330-7611	\$ 443.34	\$ 87.08	\$ 47.65	\$ 66.87	\$ 644.94	\$ 300.00	\$ 344.94
326-672-330-7610	\$ 53.80	\$ 8.75	\$ 9.22	\$ 6.52	\$ 78.29	\$ -	\$ 78.29
327-672-330-7610	\$ 36.50	\$ 7.28	\$ 8.18	\$ 5.68	\$ 57.64	\$ 100.00	\$ (42.36)
CO. CLERK RECORDS ARCHIVE 411-100-330-7610	\$ 9,725.37	\$ 2,411.96	\$ 1,095.85	\$ 1,199.10	\$ 14,432.28	\$ -	\$ 14,432.28
CHILD WELFARE FUND 439-100-330-7610	\$ 24.59	\$ 5.51	\$ 16.61	\$ 17.29	\$ 64.00	\$ -	\$ 64.00
CO ATTY STATE FORFEITURE 446-100-330-7610	\$ 433.54	\$ 97.85	\$ 103.34	\$ 94.06	\$ 728.79	\$ 1,000.00	\$ (271.21)
GENERAL FUND DEBT SERVICE 600-680-330-7610	\$ 3,726.31	\$ 801.40	\$ 977.12	\$ 206.54	\$ 5,711.37	\$ 30,000.00	\$ (24,288.63)
RECOVERY FUND 714-930-330-7610	\$ 357,353.68	\$ 70,987.42	\$ 77,281.27	\$ 74,894.21	\$ 580,516.58	\$ -	\$ 580,516.58
JAIL COMMISSARY FUND 800-100-330-7610	\$ 194.21	\$ 81.97	\$ 40.61	\$ 41.05	\$ 357.84	\$ -	\$ 357.84
EMPLOYEE BENEFIT FUND 850-698-330-7610	\$ 109,085.43	\$ 22,628.39	\$ 24,933.96	\$ 24,240.19	\$ 180,887.97	\$ 375,000.00	\$ (194,112.03)
WORKERS' COMP FUND 855-699-330-7610	\$ 183.67	\$ 62.44	\$ 30.69	\$ 28.50	\$ 305.30	\$ 500.00	\$ (194.70)
TOTAL INTEREST EARNED	\$2,350,562.56	\$507,648.20	\$558,512.81	\$586,898.39	\$4,003,621.96	\$ 4,858,400.00	\$ (854,778.04)

*Interest earned includes all investment interest to include Texas Class, Agency Bonds, Certificates of Deposit and interest earned on all demand deposit accounts and Money Market Fund accounts.

INVESTMENT INCOME INTEREST BY FISCAL YEAR 5 YEAR TREND BUDGET vs ACTUAL					
	FY 2021	FY 2022	FY 2023	FY 2024	FY 2025
BUDGET	894,350	867,850	1,015,775	3,028,064	4,858,400
ACTUAL	994,732	1,250,955	5,178,541	7,322,817	4,003,622

**GENERAL LEDGER BANK RECONCILIATION BALANCES AND INTEREST PAID AS OF
4/30/2025**

FUND	ACCT #	FIRST UNITED BANK		TXCLASS	INTEREST
		ACCOUNTS	MONEY MARKET	ACCOUNTS	PAID
ADULT PROBATION ACCOUNT	XX5250	\$ 282,112.49			\$ 144.43
FIRST UNITED GENERAL FUND	XX3313	\$ 3,776,255.14			\$ 737.23
PAYROLL ACCT.	XX4824	\$ 1,072,399.26			\$ 563.82
JUVENILE PROBATION	XX2308	\$ 431,965.55			\$ 330.93
SHERIFF'S FORFEITURE	XX4867	\$ 446,283.77			\$ 182.36
STATE FORFEITURE PROCEEDS PCT 1	XX0298	\$ 4,252.96			\$ 1.75
STATE FORFEITURE PROCEEDS PCT 3	XX3844	\$ 2,582.05			\$ 1.06
STATE FORFEITURE PROCEEDS PCT 4	XX3572	\$ 3,800.02			\$ 1.56
FIRST UNITED EMPLOYEE BENEFIT	XX4645	\$ 274,893.69			\$ 372.96
JURY FUND	XX6317	\$ (3,914.95)			\$ 3.03
CHILD PROTECTION	XX4832	\$ 42,135.87			\$ 17.29
ADULT PROBATION MMF	XXX258		\$ 1,076,332.67		\$ 2,427.32
JUVENILE PROBATION MMF	XX6266		\$ 1,643,992.64		\$ 3,106.11
CO ATTY FORF	XX9255	\$ 209,019.48			\$ 94.06
AMERICAN RESCUE PLAN	XX1797		\$ 106,291.10		\$ 240.25
TXCLASS EMPLOYEE BENEFIT MMF	XX0005			\$ 6,558,586.88	\$ 23,867.23
TXCLASS GENERAL FUND	XX0002			\$ 34,656,650.10	\$ 135,346.82
TXCLASS ARP	XX0004			\$ 20,580,516.58	\$ 74,894.21
TOTAL CASH BALANCES		\$ 6,541,785.33	\$ 2,826,616.41	\$ 61,795,753.56	\$ 242,332.42

GENERAL LEDGER COMBINED BANK BALANCES AS OF 4/30/25 \$ 71,164,155.30

**GUADALUPE COUNTY, TEXAS
CERTIFICATE OF DEPOSITS PORTFOLIO**

APRIL 1, 2025 - APRIL 30, 2025

FUND	FUND NAME	ACCOUNT NUMBER	ISSUER	PAR AMOUNT	RATE	PURCHASE DATE	MATURITY DATE	INTEREST FOR APR 2025	MARKET VALUE	SAFEKEEPING LOCATION
100	GENERAL FUND	XXXX030	FIRST UNTIED BANK	\$ 5,036,435.83	4.50%	01/17/25	01/17/26	\$ 19,248.84	\$ 5,055,684.67	TEXAS INDEPENDENT BANK & FHL BANK
100	GENERAL FUND	XXXX574	FIRST UNTIED BANK	\$ 5,017,260.27	4.50%	02/12/25	02/12/26	\$ 19,175.56	\$ 5,036,435.83	TEXAS INDEPENDENT BANK & FHL BANK
100	GENERAL FUND	XXXX270	MARION STATE BANK	\$ 2,191,474.05	4.50%	02/10/25	02/10/26	\$ 8,391.14	\$ 2,199,865.19	FROST BANK
100	GENERAL FUND	XXXX099	MARION STATE BANK	\$ 2,346,500.57	4.75%	05/10/24	05/10/26	\$ 9,484.87	\$ 2,355,985.44	FROST BANK
100	GENERAL FUND	XXXX283	MARION STATE BANK	\$ 2,185,273.07	4.50%	03/03/25	03/03/26	\$ 8,367.39	\$ 2,193,640.46	FROST BANK
100	GENERAL FUND	XXXX453	MARION STATE BANK	\$ 4,186,678.40	4.00%	04/23/25	04/23/26	\$ 17,815.62	\$ 4,204,494.02	FROST BANK
100	GENERAL FUND	XXXX016	SCHERTZ STATE BANK & TRUST	\$ 2,223,046.57	5.00%	09/08/24	09/07/25	\$ 9,440.33	\$ 2,232,486.90	FEDERAL HOME & LOAN BANK
100	GENERAL FUND	XXXX018	SCHERTZ STATE BANK & TRUST	\$ 2,193,949.97	5.00%	03/08/24	09/08/25	\$ 9,316.77	\$ 2,203,266.74	FEDERAL HOME & LOAN BANK
100	GENERAL FUND	XXXX498	SCHERTZ STATE BANK & TRUST	\$ 3,403,801.40	4.50%	09/02/24	03/02/26	\$ 13,009.05	\$ 3,416,810.45	FEDERAL HOME & LOAN BANK
100	GENERAL FUND	XXXX128	SCHERTZ STATE BANK & TRUST	\$ 5,584,519.42	4.50%	01/25/25	01/25/26	\$ 21,343.57	\$ 5,605,862.99	FEDERAL HOME & LOAN BANK
100	GENERAL FUND	XXXX936	SCHERTZ STATE BANK & TRUST	\$ 3,010,356.16	4.50%	02/03/25	02/03/26	\$ 11,505.33	\$ 3,021,861.49	FEDERAL HOME & LOAN BANK
100	GENERAL FUND	XXXX328	SCHERTZ STATE BANK & TRUST	\$ 2,202,591.62	4.25%	11/01/24	05/01/26	\$ 7,693.98	\$ 2,210,285.60	FEDERAL HOME & LOAN BANK
COMBINED FUND TOTALS				\$ 39,581,887.33				\$ 154,792.45	\$ 39,736,679.78	

REDEEMED
NEW CERTIFICATE OF DEPOSITS
RENEWED CD

FUB	\$	10,092,120.50
MSB	\$	10,953,985.11
SBT	\$	18,690,574.17
Total in GL	\$	39,736,679.78

AGENCY BONDS INVESTMENT PORTFOLIO FOR APRIL 1, 2025 THRU APRIL 30, 2025

BROKER	FUND	ISSUER	ORIGINAL FACE VALUE	CUSIP NUMBER	SETTLEMENT DATE	MATURITY DATE	NEXT CALL DATE	YEILD	ENDING MARKET VALUE
MULTI-BANK SECURITIES	100 - GENERAL FUND	FEDERAL HOME LN MTG	\$ 3,000,000.00	3134HATB9	10/18/2024	10/15/2027	10/15/2025	4.250%	\$ 2,997,210.00
MULTI-BANK SECURITIES	100 - GENERAL FUND	FEDERAL FARM CR BKS	\$ 1,000,000.00	3133ERXY2	10/21/2024	10/21/2027	10/21/2026	4.000%	\$ 998,010.00
MULTI-BANK SECURITIES	100 - GENERAL FUND	FEDERAL FARM CR BKS	\$ 2,000,000.00	3133ERYJ4	10/28/2024	10/28/2027	10/28/2025	4.360%	\$ 2,000,500.00
MULTI-BANK SECURITIES	100 - GENERAL FUND	FEDERAL FARM CR BKS	\$ 2,000,000.00	3133ERUJ8	09/23/2024	09/23/2027	09/23/2025	4.100%	\$ 1,990,000.00
MULTI-BANK SECURITIES	100 - GENERAL FUND	FEDERAL FARM CR BKS	\$ 3,000,000.00	3133ERUK5	09/23/2024	09/23/2026	09/23/2025	4.020%	\$ 2,992,830.00
MULTI-BANK SECURITIES	100 - GENERAL FUND	FANNIE MAE	\$ 3,000,000.00	3135GATF8	06/10/2024	06/10/2027	06/10/2025	5.250%	\$ 2,999,340.00
MULTI-BANK SECURITIES	100 - GENERAL FUND	FEDERAL FARM CR BKS	\$ 2,000,000.00	3133ERPC9	08/12/2024	08/12/2026	08/12/2025	4.520%	\$ 1,998,400.00
MULTI-BANK SECURITIES	100 - GENERAL FUND	FEDERAL FARM CR BKS	\$ 4,000,000.00	3133ERE23	12/02/2024	12/02/2027	12/02/2026	4.320%	\$ 4,028,080.00
MULTI-BANK SECURITIES	100 - GENERAL FUND	FEDERAL HOME LN BKS	\$ 3,000,000.00	3130B42Y6	12/23/2024	12/23/2027	12/23/2025	4.500%	\$ 3,006,030.00
MULTI-BANK SECURITIES	100 - GENERAL FUND	FEDERAL HOME LN MTG	\$ 3,000,000.00	3134HAY31	01/14/2025	01/14/2028	01/14/2026	4.500%	\$ 3,001,110.00
MULTI-BANK SECURITIES	100 - GENERAL FUND	FEDERAL FARM CR BKS	\$ 3,500,000.00	3133ERZ20	01/28/2025	01/28/2028	01/28/2026	4.630%	\$ 3,506,615.00
MULTI-BANK SECURITIES	100 - GENERAL FUND	FEDERAL FARM CR BKS	\$ 4,000,000.00	3130B4Z46	02/18/2025	02/18/2028	02/18/2026	4.500%	\$ 4,010,000.00
NATALLIANCE SECURITIES	100 - GENERAL FUND	FEDERAL HOME LN BNK	\$ 2,000,000.00	3130B3FG3	10/25/2024	10/22/2027	10/22/2025	4.200%	\$ 1,999,280.00
NATALLIANCE SECURITIES	100 - GENERAL FUND	FREDDIE MAC	\$ 4,000,000.00	3134HAB51	11/15/2024	08/13/2027	08/13/2025	4.520%	\$ 3,997,800.00
NATALLIANCE SECURITIES	100 - GENERAL FUND	FEDERAL HOME LN BANK	\$ 3,500,000.00	3130B1VY0	07/09/2024	07/09/2027	07/09/2025	5.250%	\$ 3,500,035.00
NATALLIANCE SECURITIES	100 - GENERAL FUND	FEDERAL HOME LN BANK	\$ 2,000,000.00	3130B2Y25	09/30/2024	09/22/2027	09/22/2025	4.000%	\$ 1,991,700.00
NATALLIANCE SECURITIES	100 - GENERAL FUND	FEDERAL HOME LN BANK	\$ 3,000,000.00	3130B4GP0	01/08/2025	01/08/2027	01/08/2026	4.375%	\$ 3,006,570.00
NATALLIANCE SECURITIES	100 - GENERAL FUND	FEDERAL HOME LN BANK	\$ 3,000,000.00	3130B4GV7	01/07/2025	01/07/2028	01/07/2026	4.500%	\$ 3,003,270.00
NATALLIANCE SECURITIES	100 - GENERAL FUND	FEDERAL HOME LN BANK	\$ 4,000,000.00	3130B53F3	02/19/2025	02/19/2027	08/19/2025	4.400%	\$ 4,002,520.00
NATALLIANCE SECURITIES	100 - GENERAL FUND	FEDERAL HOME LN BANK	\$ 3,000,000.00	3130B5KQ0	03/25/2025	03/25/2027	09/25/2025	4.125%	\$ 3,000,210.00
NATALLIANCE SECURITIES	100 - GENERAL FUND	FEDERAL HOME LN BANK	\$ 3,500,000.00	3130B4SA0	01/28/2025	01/28/2028	01/28/2026	4.600%	\$ 3,507,910.00
NATALLIANCE SECURITIES	100 - GENERAL FUND	FEDERAL HOME LN BANK	\$ 1,400,000.00	3130B5NB0	03/24/2025	09/24/2027	09/24/2025	4.250%	\$ 1,400,392.00
NATALLIANCE SECURITIES	100 - GENERAL FUND	FEDERAL HOME LN BANK	\$ 3,000,000.00	3130B5XT0	04/21/2025	10/21/2027	10/21/2025	4.050%	\$ 2,998,920.00
Total Account Value			\$ 65,900,000.00						\$ 65,936,732.00

TOTAL INVESTMENT INCOME INTEREST EARNED AGENCY BONDS	
FY 2022	\$ 9,063
FY 2023	\$ 397,099
FY 2024	\$ 1,763,787
FY 2025 YTD	\$ 1,332,326