

Guadalupe County Treasurer's Monthly and Investment Report

For the Month Ended
October 31, 2025

Submitted by
Honorable Linda Douglass
Guadalupe County Treasurer

Table of Contents

Treasurer's Monthly/Investment Report

Treasurer's Letter of Transmittal	Page 2
Certification by County Treasurer	Page 3
Affidavit	Page 4

Other Proceedings:

- ❖ Combined Statement of Receipts and Disbursements
- ❖ Debt Service Schedule
- ❖ Monthly Departmental Revenues
- ❖ County Sales and Use Tax Comparison Summary 2025/2026

Investments:

General Statement	Page 5
Cash Balances	Page 6
Collateral Adequacy	Page 6
Investment Strategy	Page 6-7
Description of Investment Instruments	Page 8
Portfolio by Type of Investment	Page 9
Interest Rates History by Month and Year	Page 10
Interest Earnings by Fund	Page 11
General Ledger Bank Reconciliations Cash in Bank	Page 12
Certificate of Deposits Investment Portfolio	Page 13
Agency Bonds Investment Portfolio	Page 14



February 24, 2026

To: County Judge Kyle Kutscher and Commissioners' Court

From: Honorable Linda Douglass, Guadalupe County Treasurer

Re: Treasurer's Monthly and Investment Report Ending September 30, 2025

Honorable Members of the Commissioners' Court:

This report was prepared by the County Treasurer and is hereby submitted to Commissioners' Court to meet statutory requirements as required by the Texas Local Government Code Section 114.026, money received and disbursed; debts due to and owed by the county; and all other proceedings in the County Treasurer's office for the period October 1, 2025, to October 31, 2025.

In accordance with the provisions of Government Code 2256.023, the Public Funds Investment Act, which require at least quarterly reporting of investment transactions for county funds to the Commissioners' Court. The investments held in Guadalupe County's portfolio comply with the Public Funds Investment Act and Guadalupe County Investment Policy and Strategies.

The books and accounts of the County Treasurer are available to Commissioners' Court for inspection and examination, as desired. This report is also filed with the County Clerk as the official Records Management Officer for Guadalupe County.

Should you have any questions concerning the information provided in this report or request for additional information, please feel free to contact me at (830) 303-4188, ext. 1338 or by email at lindad@guadalupetx.gov.

Respectfully Submitted,

Linda Douglass

Honorable Linda Douglass, CCT, CIO
Guadalupe County Treasurer

CERTIFICATION BY COUNTY TREASURER

THE STATE OF TEXAS §

COUNTY OF GUADALUPE §

February 24, 2026

I, Linda Douglass, County Treasurer of Guadalupe County, Texas, do hereby swear and affirm that the attached Guadalupe County Treasurer's Monthly and Investment Report to be a true and correct statement, to the best of my knowledge, of all accounts under the control of Guadalupe County Treasurer for the month ended October 31, 2025.





Honorable Linda Douglass, CCT, CIO
Guadalupe County Treasurer

THE STATE OF TEXAS
THE COUNTY OF GUADALUPE

This instrument was sworn and subscribed before me on this 17 day of February 2026.

Seal





Notary Public

**AFFIDAVIT
COUNTY TREASURER'S MONTHLY AND INVESTMENT REPORT FOR
THE MONTH ENDED OCTOBER 31, 2025**


WHEREAS, in accordance with Section §114.026 of the Texas Local Government Code, the County Treasurer shall make a detailed report of money received and disbursed; debts due to and owed by the county, and all other proceedings in the Treasurer's office shall be presented at the regular meeting of the Commissioners Court.

We the undersigned hereby certify and approve to the best of our knowledge and belief, that the attached information is true and a complete list of all amounts received and paid from each fund since the County Treasurer's preceding report, and any balance remaining in the Treasurer's hand on the said 31ST day of October 2025.

FURTHER, the amount of cash and other assets that were in the custody of the County Treasurer at the time of the examination was **\$135,805,941.00** as the Guadalupe County Investment Officer. This report has been prepared in compliance with the Local Government Code 116.112 and in accordance with Government Code, Subchapter A, Chapter 2256, of the Public Funds Investment Act.


THEREFORE, in accordance with Texas Local Government Code Section 114.026 and Section 116.112, I hereby submit my October 2025 reports as required by law for the Guadalupe County Commissioners' Court review and approval.

Submitted by:



Honorable Linda Douglass, Guadalupe County Treasurer


APPROVED this 24th day of February 2026


ATTEST:

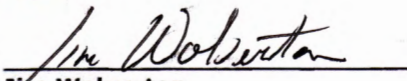

Kyle Kutscher
County Judge





Teresa Kiel
County Clerk
Chief Deputy


Jacqueline Phillips Ott
Commissioner Pct. 1


Drew Engelke
Commissioner Pct. 2


Jim Wolverton
Commissioner Pct. 3


Stephen Germann
Commissioner Pct. 4

A complete detailed copy of the Treasurer's Report is available in the County Treasurer's office, or an official copy may be purchased at the County Clerk's office. The County Clerk is the official custodian of the Commissioners Court records.

October 2025 Combined Statement of Receipts & Disbursements

From Date: 10/1/2025 - To Date: 10/31/2025

Detail Listing, Report By Fund - Account

Fund	Description	Paying Fund	Paying Fund Description	Beginning Balance	Total Debits	Total Credits	Ending Balance
100	GENERAL FUND	100	GENERAL FUND				
	<u>Account</u>		<u>Account Description</u>				
	101.0000		Cash in Bank Cash Operating Funds	(21,663,955.31)	17,993,104.29	35,790,584.71	(39,461,435.73)
	101.0010		Cash in Bank Payroll Cash Account	726,216.21	7,357,444.82	7,144,792.01	938,869.02
	101.0176		Cash in Bank Jury Account (all courts)	598.09	11,532.43	2,036.00	10,094.52
	101.7229		Cash in Bank First United Investment Account	0.00	8,235,460.00	8,235,460.00	0.00
	102.0001		Cash on Hand Change Funds	3,845.00	0.00	0.00	3,845.00
	102.0002		Cash on Hand Safety Awards Gift Cards	500.00	0.00	0.00	500.00
	102.0004		Cash on Hand SO Gift Cards	320.00	0.00	0.00	320.00
	104.0000		Certificates of Deposit First United Bank	191,627.69	38,036.46	19,024.78	210,639.37
	104.0001		Certificates of Deposit Marion State Bank	5,041,650.61	40,068.79	4,002.72	5,077,716.68
	104.0002		Certificates of Deposit Schertz Bank & Trust	13,852,812.93	61,478.48	5,086.79	13,909,204.62
	151.0002		Investments Texas Class MBIA Account	6,703,492.97	5,164,226.72	9,014,533.98	2,853,185.71
	151.2385		Investments Multi Bank Securities, Inc	36,000,000.00	3,132,710.00	8,132,710.00	31,000,000.00
	151.2387		Investments NatAlliance Securities,LLC	29,900,000.00	102,750.00	102,750.00	29,900,000.00
	Fund Total: 13 Accounts			\$70,757,108.19	\$42,136,811.99	\$68,450,980.99	\$44,442,939.19
200	ROAD & BRIDGE FUND	200	ROAD & BRIDGE FUND				
	<u>Account</u>		<u>Account Description</u>				
	101.0000		Cash in Bank Cash Operating Funds	14,958.36	2,788,261.93	1,297,618.51	1,505,601.78
	104.0000		Certificates of Deposit First United Bank	5,142,132.35	19,019.20	0.00	5,161,151.55
	104.0001		Certificates of Deposit Marion State Bank	1,114,455.23	4,002.72	0.00	1,118,457.95
	104.0002		Certificates of Deposit Schertz Bank & Trust	1,030,569.97	3,912.82	0.00	1,034,482.79
	151.0002		Investments Texas Class MBIA Account	5,573,359.39	41,107.46	2,500,000.00	3,114,466.85
	Fund Total: 5 Accounts			\$12,875,475.30	\$2,856,304.13	\$3,797,618.51	\$11,934,160.92
400	LAW LIBRARY FUND	400	LAW LIBRARY FUND				
	<u>Account</u>		<u>Account Description</u>				
	101.0000		Cash in Bank Cash Operating Funds	317,100.77	9,194.48	2,277.00	324,018.25
	104.0000		Certificates of Deposit First United Bank	0.00	0.00	0.00	0.00
	104.0002		Certificates of Deposit Schertz Bank & Trust	300,000.00	0.00	0.00	300,000.00
	Fund Total: 3 Accounts			\$617,100.77	\$9,194.48	\$2,277.00	\$624,018.25
401	COUNTY JURY FUND	401	COUNTY JURY FUND				
	<u>Account</u>		<u>Account Description</u>				
	101		Cash in Bank	0.00	0.00	0.00	0.00

October 2025 Combined Statement of Receipts & Disbursements

From Date: 10/1/2025 - To Date: 10/31/2025

Detail Listing, Report By Fund - Account

Fund	Description	Paying Fund	Paying Fund Description	Beginning Balance	Total Debits	Total Credits	Ending Balance
401	COUNTY JURY FUND	401	COUNTY JURY FUND				
	<u>Account</u>		<u>Account Description</u>				
	101.0000		Cash in Bank Cash Operating Funds	80,469.20	2,569.88	0.00	83,039.08
	101.0176		Cash in Bank Jury Account (all courts)	580.00	20.00	0.00	600.00
	Fund Total: 3 Accounts			<u>\$81,049.20</u>	<u>\$2,589.88</u>	<u>\$0.00</u>	<u>\$83,639.08</u>
403	SHERIFF'S STATE FORFEITURE CH 59	403	SHERIFF'S STATE FORFEITURE CH 59				
	<u>Account</u>		<u>Account Description</u>				
	101.0000		Cash in Bank Cash Operating Funds	818,062.35	13,935.72	10,132.23	821,865.84
	102.0003		Cash on Hand Imprest/Confidential Cash	14,611.76	0.00	0.00	14,611.76
	Fund Total: 2 Accounts			<u>\$832,674.11</u>	<u>\$13,935.72</u>	<u>\$10,132.23</u>	<u>\$836,477.60</u>
405	SHERIFF'S FEDERAL FORFEITURE	405	SHERIFF'S FEDERAL FORFEITURE				
	<u>Account</u>		<u>Account Description</u>				
	101.0000		Cash in Bank Cash Operating Funds	178,932.00	232.23	17,974.12	161,190.11
	102.0003		Cash on Hand Imprest/Confidential Cash	0.00	0.00	0.00	0.00
	Fund Total: 2 Accounts			<u>\$178,932.00</u>	<u>\$232.23</u>	<u>\$17,974.12</u>	<u>\$161,190.11</u>
408	FIRE CODE INSPECTION FEE FUND	408	FIRE CODE INSPECTION FEE FUND				
	<u>Account</u>		<u>Account Description</u>				
	101.0000		Cash in Bank Cash Operating Funds	780,423.89	157,470.68	46,004.74	891,889.83
	104.0000		Certificates of Deposit First United Bank	350,000.00	0.00	0.00	350,000.00
	Fund Total: 2 Accounts			<u>\$1,130,423.89</u>	<u>\$157,470.68</u>	<u>\$46,004.74</u>	<u>\$1,241,889.83</u>
409	SHERIFF'S DONATION FUND	409	SHERIFF'S DONATION FUND				
	<u>Account</u>		<u>Account Description</u>				
	101.0000		Cash in Bank Cash Operating Funds	17,734.75	0.00	0.00	17,734.75
	Fund Total: 1 Account			<u>\$17,734.75</u>	<u>\$0.00</u>	<u>\$0.00</u>	<u>\$17,734.75</u>
410	COUNTY CLERK RECORDS MGMT FUND	410	COUNTY CLERK RECORDS MGMT FUND				
	<u>Account</u>		<u>Account Description</u>				
	101.0000		Cash in Bank Cash Operating Funds	648,474.43	30,630.00	0.00	679,104.43
	104.0000		Certificates of Deposit First United Bank	598,634.93	0.00	0.00	598,634.93
	104.0002		Certificates of Deposit Schertz Bank & Trust	610,201.40	0.00	0.00	610,201.40
	Fund Total: 3 Accounts			<u>\$1,857,310.76</u>	<u>\$30,630.00</u>	<u>\$0.00</u>	<u>\$1,887,940.76</u>

October 2025 Combined Statement of Receipts & Disbursements

From Date: 10/1/2025 - To Date: 10/31/2025

Detail Listing, Report By Fund - Account

Fund	Description	Paying Fund	Paying Fund Description	Beginning Balance	Total Debits	Total Credits	Ending Balance
411	CO. CLERK RECORDS ARCHIVE-GF	411	CO. CLERK RECORDS ARCHIVE-GF				
	<u>Account</u>		<u>Account Description</u>				
	101.0000		Cash in Bank Cash Operating Funds	525,628.79	30,643.54	0.00	556,272.33
	104.0000		Certificates of Deposit First United Bank	1,535.04	5.58	0.00	1,540.62
	104.0002		Certificates of Deposit Schertz Bank & Trust	309,171.35	1,173.97	0.00	310,345.32
	Fund Total: 3 Accounts			<u>\$836,335.18</u>	<u>\$31,823.09</u>	<u>\$0.00</u>	<u>\$868,158.27</u>
412	COUNTY RECORDS MANAGEMENT	412	COUNTY RECORDS MANAGEMENT				
	<u>Account</u>		<u>Account Description</u>				
	101.0000		Cash in Bank Cash Operating Funds	69,265.51	1,045.88	0.00	70,311.39
	104.0000		Certificates of Deposit First United Bank	0.00	0.00	0.00	0.00
	Fund Total: 2 Accounts			<u>\$69,265.51</u>	<u>\$1,045.88</u>	<u>\$0.00</u>	<u>\$70,311.39</u>
413	VITAL STATISTICS PRESERVATION-GF	413	VITAL STATISTICS PRESERVATION-GF				
	<u>Account</u>		<u>Account Description</u>				
	101.0000		Cash in Bank Cash Operating Funds	36,325.32	590.00	0.00	36,915.32
	Fund Total: 1 Account			<u>\$36,325.32</u>	<u>\$590.00</u>	<u>\$0.00</u>	<u>\$36,915.32</u>
414	COURTHOUSE SECURITY	414	COURTHOUSE SECURITY				
	<u>Account</u>		<u>Account Description</u>				
	101.0000		Cash in Bank Cash Operating Funds	339,658.53	9,304.75	6,569.85	342,393.43
	Fund Total: 1 Account			<u>\$339,658.53</u>	<u>\$9,304.75</u>	<u>\$6,569.85</u>	<u>\$342,393.43</u>
415	DISTRICT CLERK RECORDS MGMT	415	DISTRICT CLERK RECORDS MGMT				
	<u>Account</u>		<u>Account Description</u>				
	101.0000		Cash in Bank Cash Operating Funds	7,139.28	22.89	0.00	7,162.17
	Fund Total: 1 Account			<u>\$7,139.28</u>	<u>\$22.89</u>	<u>\$0.00</u>	<u>\$7,162.17</u>
416	JUSTICE COURT ASSISTANCE & TECH	416	JUSTICE COURT ASSISTANCE & TECH				
	<u>Account</u>		<u>Account Description</u>				
	101.0000		Cash in Bank Cash Operating Funds	177,350.01	3,097.02	1,282.49	179,164.54
	Fund Total: 1 Account			<u>\$177,350.01</u>	<u>\$3,097.02</u>	<u>\$1,282.49</u>	<u>\$179,164.54</u>

October 2025 Combined Statement of Receipts & Disbursements

From Date: 10/1/2025 - To Date: 10/31/2025

Detail Listing, Report By Fund - Account

Fund	Description	Paying Fund	Paying Fund Description	Beginning Balance	Total Debits	Total Credits	Ending Balance
417	CO & DIST COURT TECHNOLOGY FUND	417	CO & DIST COURT TECHNOLOGY FUND				
	<u>Account</u>		<u>Account Description</u>				
	101.0000		Cash in Bank Cash Operating Funds	34,695.94	159.47	0.00	34,855.41
	Fund Total: 1 Account			<u>\$34,695.94</u>	<u>\$159.47</u>	<u>\$0.00</u>	<u>\$34,855.41</u>
418	JP JUSTICE COURT SECURITY	418	JP JUSTICE COURT SECURITY				
	<u>Account</u>		<u>Account Description</u>				
	101.0000		Cash in Bank Cash Operating Funds	8,954.46	36.57	57.52	8,933.51
	Fund Total: 1 Account			<u>\$8,954.46</u>	<u>\$36.57</u>	<u>\$57.52</u>	<u>\$8,933.51</u>
419	JUSTICE COURT SUPPORT FUND	419	JUSTICE COURT SUPPORT FUND				
	<u>Account</u>		<u>Account Description</u>				
	101		Cash in Bank	0.00	0.00	0.00	0.00
	101.0000		Cash in Bank Cash Operating Funds	321,255.85	12,650.00	0.00	333,905.85
	Fund Total: 2 Accounts			<u>\$321,255.85</u>	<u>\$12,650.00</u>	<u>\$0.00</u>	<u>\$333,905.85</u>
420	SURPLUS FUNDS-ELECTION CONTRACTS	420	SURPLUS FUNDS-ELECTION CONTRACTS				
	<u>Account</u>		<u>Account Description</u>				
	101.0000		Cash in Bank Cash Operating Funds	116,557.27	0.00	0.00	116,557.27
	Fund Total: 1 Account			<u>\$116,557.27</u>	<u>\$0.00</u>	<u>\$0.00</u>	<u>\$116,557.27</u>
429	DISTRICT CLERK OF COURT FUND	429	DISTRICT CLERK OF COURT FUND				
	<u>Account</u>		<u>Account Description</u>				
	101		Cash in Bank	0.00	0.00	0.00	0.00
	101.0000		Cash in Bank Cash Operating Funds	266,018.62	9,923.83	49,096.70	226,845.75
	Fund Total: 2 Accounts			<u>\$266,018.62</u>	<u>\$9,923.83</u>	<u>\$49,096.70</u>	<u>\$226,845.75</u>
430	COURT REPORTER FEE (GC 51.601)	430	COURT REPORTER FEE (GC 51.601)				
	<u>Account</u>		<u>Account Description</u>				
	101.0000		Cash in Bank Cash Operating Funds	132,913.46	6,598.88	6,497.00	133,015.34
	Fund Total: 1 Account			<u>\$132,913.46</u>	<u>\$6,598.88</u>	<u>\$6,497.00</u>	<u>\$133,015.34</u>

October 2025 Combined Statement of Receipts & Disbursements

From Date: 10/1/2025 - To Date: 10/31/2025

Detail Listing, Report By Fund - Account

Fund	Description	Paying Fund	Paying Fund Description	Beginning Balance	Total Debits	Total Credits	Ending Balance
431	CHILD ABUSE PREVENTION FUND	431	CHILD ABUSE PREVENTION FUND				
	<u>Account</u>		<u>Account Description</u>				
	101.0000		Cash in Bank Cash Operating Funds	85,602.13	24.03	0.00	85,626.16
	Fund Total: 1 Account			<u>\$85,602.13</u>	<u>\$24.03</u>	<u>\$0.00</u>	<u>\$85,626.16</u>
432	DIST CLK RECORDS ARCHIVE - GF	432	DIST CLK RECORDS ARCHIVE - GF				
	<u>Account</u>		<u>Account Description</u>				
	101.0000		Cash in Bank Cash Operating Funds	8,392.39	42.93	0.00	8,435.32
	Fund Total: 1 Account			<u>\$8,392.39</u>	<u>\$42.93</u>	<u>\$0.00</u>	<u>\$8,435.32</u>
433	COURT RECORDS PRESERVATION-GF	433	COURT RECORDS PRESERVATION-GF				
	<u>Account</u>		<u>Account Description</u>				
	101.0000		Cash in Bank Cash Operating Funds	11,055.84	85.94	0.00	11,141.78
	104.0002		Certificates of Deposit Schertz Bank & Trust	0.00	0.00	0.00	0.00
	Fund Total: 2 Accounts			<u>\$11,055.84</u>	<u>\$85.94</u>	<u>\$0.00</u>	<u>\$11,141.78</u>
435	ALTERNATIVE DISPUTE RESOLUTION	435	ALTERNATIVE DISPUTE RESOLUTION				
	<u>Account</u>		<u>Account Description</u>				
	101.0000		Cash in Bank Cash Operating Funds	151,370.31	6,451.44	3,333.33	154,488.42
	104.0000		Certificates of Deposit First United Bank	0.00	0.00	0.00	0.00
	104.0002		Certificates of Deposit Schertz Bank & Trust	250,000.00	0.00	0.00	250,000.00
	Fund Total: 3 Accounts			<u>\$401,370.31</u>	<u>\$6,451.44</u>	<u>\$3,333.33</u>	<u>\$404,488.42</u>
436	COURT-INITIATED GUARDIANSHIPS	436	COURT-INITIATED GUARDIANSHIPS				
	<u>Account</u>		<u>Account Description</u>				
	101.0000		Cash in Bank Cash Operating Funds	83,046.99	1,440.00	400.00	84,086.99
	Fund Total: 1 Account			<u>\$83,046.99</u>	<u>\$1,440.00</u>	<u>\$400.00</u>	<u>\$84,086.99</u>
437	CHILD SAFETY FEE-GF	437	CHILD SAFETY FEE-GF				
	<u>Account</u>		<u>Account Description</u>				
	101.0000		Cash in Bank Cash Operating Funds	202,392.66	5,326.09	0.00	207,718.75
	104.0000		Certificates of Deposit First United Bank	0.00	0.00	0.00	0.00
	104.0002		Certificates of Deposit Schertz Bank & Trust	0.00	0.00	0.00	0.00
	Fund Total: 3 Accounts			<u>\$202,392.66</u>	<u>\$5,326.09</u>	<u>\$0.00</u>	<u>\$207,718.75</u>

October 2025 Combined Statement of Receipts & Disbursements

From Date: 10/1/2025 - To Date: 10/31/2025

Detail Listing, Report By Fund - Account

Fund	Description	Paying Fund	Paying Fund Description	Beginning Balance	Total Debits	Total Credits	Ending Balance
439	CHILD WELFARE BOARD	439	CHILD WELFARE BOARD				
	<u>Account</u>		<u>Account Description</u>				
	101.4832		Cash in Bank Child Welfare Board	24,506.26	73.33	315.00	24,264.59
	Fund Total: 1 Account			<u>\$24,506.26</u>	<u>\$73.33</u>	<u>\$315.00</u>	<u>\$24,264.59</u>
440	SPECIALTY COURTS(WAS DRUG CT)-GF	440	SPECIALTY COURTS(WAS DRUG CT)-GF				
	<u>Account</u>		<u>Account Description</u>				
	101.0000		Cash in Bank Cash Operating Funds	108,418.95	1,383.60	4,500.00	105,302.55
	Fund Total: 1 Account			<u>\$108,418.95</u>	<u>\$1,383.60</u>	<u>\$4,500.00</u>	<u>\$105,302.55</u>
443	COURT FACILITY FEE FUND	443	COURT FACILITY FEE FUND				
	<u>Account</u>		<u>Account Description</u>				
	101		Cash in Bank	0.00	0.00	0.00	0.00
	101.0000		Cash in Bank Cash Operating Funds	192,974.42	5,139.73	0.00	198,114.15
	Fund Total: 2 Accounts			<u>\$192,974.42</u>	<u>\$5,139.73</u>	<u>\$0.00</u>	<u>\$198,114.15</u>
445	CA PRE-TRIAL INTERVENTION PROG	445	CA PRE-TRIAL INTERVENTION PROG				
	<u>Account</u>		<u>Account Description</u>				
	101.0000		Cash in Bank Cash Operating Funds	19,375.00	5,000.00	9,500.00	14,875.00
	Fund Total: 1 Account			<u>\$19,375.00</u>	<u>\$5,000.00</u>	<u>\$9,500.00</u>	<u>\$14,875.00</u>
446	COUNTY ATTORNEY STATE FORFEITURE	446	COUNTY ATTORNEY STATE FORFEITURE				
	<u>Account</u>		<u>Account Description</u>				
	101.0000		Cash in Bank Cash Operating Funds	0.00	0.00	0.00	0.00
	103.9255		Money Market County Attorney Forfeiture Accou	359,858.20	20,997.11	16,486.46	364,368.85
	Fund Total: 2 Accounts			<u>\$359,858.20</u>	<u>\$20,997.11</u>	<u>\$16,486.46</u>	<u>\$364,368.85</u>
447	COUNTY ATTORNEY STATE FUNDS	447	COUNTY ATTORNEY STATE FUNDS				
	<u>Account</u>		<u>Account Description</u>				
	101.0000		Cash in Bank Cash Operating Funds	0.00	0.00	5,000.00	(5,000.00)
	Fund Total: 1 Account			<u>\$0.00</u>	<u>\$0.00</u>	<u>\$5,000.00</u>	<u>(\$5,000.00)</u>

October 2025 Combined Statement of Receipts & Disbursements

From Date: 10/1/2025 - To Date: 10/31/2025

Detail Listing, Report By Fund - Account

Fund	Description	Paying Fund	Paying Fund Description	Beginning Balance	Total Debits	Total Credits	Ending Balance
451	CONSTABLE 1 STATE FORFEITURE	451	CONSTABLE 1 STATE FORFEITURE				
	<u>Account</u>		<u>Account Description</u>				
	101.0298		Cash in Bank Forfeiture Funds Const 1	4,276.71	5.45	0.00	4,282.16
	Fund Total: 1 Account			<u>4,276.71</u>	<u>5.45</u>	<u>0.00</u>	<u>4,282.16</u>
453	CONSTABLE 3 STATE FORFEITURE	453	CONSTABLE 3 STATE FORFEITURE				
	<u>Account</u>		<u>Account Description</u>				
	101.3844		Cash in Bank Forfeiture Funds Const 3	1,312.88	3.52	0.00	1,316.40
	Fund Total: 1 Account			<u>1,312.88</u>	<u>3.52</u>	<u>0.00</u>	<u>1,316.40</u>
454	CONSTABLE 4 STATE FORFEITURE	454	CONSTABLE 4 STATE FORFEITURE				
	<u>Account</u>		<u>Account Description</u>				
	101.3572		Cash in Bank Forfeiture Funds Const 4	3,821.25	4.86	0.00	3,826.11
	Fund Total: 1 Account			<u>3,821.25</u>	<u>4.86</u>	<u>0.00</u>	<u>3,826.11</u>
463	CONSTABLE 3 FEDERAL FORFEITURE	463	CONSTABLE 3 FEDERAL FORFEITURE				
	<u>Account</u>		<u>Account Description</u>				
	101.3844		Cash in Bank Forfeiture Funds Const 3	1,283.59	0.00	0.00	1,283.59
	Fund Total: 1 Account			<u>1,283.59</u>	<u>0.00</u>	<u>0.00</u>	<u>1,283.59</u>
480	HOTEL OCCUPANCY	480	HOTEL OCCUPANCY				
	<u>Account</u>		<u>Account Description</u>				
	101		Cash in Bank	0.00	0.00	0.00	0.00
	101.0000		Cash in Bank Cash Operating Funds	2,786,382.95	34,061.76	10,966.68	2,809,478.03
	Fund Total: 2 Accounts			<u>2,786,382.95</u>	<u>34,061.76</u>	<u>10,966.68</u>	<u>2,809,478.03</u>
487	COUNTY COURT RECORDS MGT FUND	487	COUNTY COURT RECORDS MGT FUND				
	<u>Account</u>		<u>Account Description</u>				
	101		Cash in Bank	0.00	0.00	0.00	0.00
	101.0000		Cash in Bank Cash Operating Funds	62,675.00	1,780.00	0.00	64,455.00
	Fund Total: 2 Accounts			<u>62,675.00</u>	<u>1,780.00</u>	<u>0.00</u>	<u>64,455.00</u>
498	BAIL BOND SECURITY FUND	498	BAIL BOND SECURITY FUND				
	<u>Account</u>		<u>Account Description</u>				
	101.0000		Cash in Bank Cash Operating Funds	73,903.20	45.00	150.00	73,798.20

October 2025 Combined Statement of Receipts & Disbursements

From Date: 10/1/2025 - To Date: 10/31/2025

Detail Listing, Report By Fund - Account

Fund	Description	Paying Fund	Paying Fund Description	Beginning Balance	Total Debits	Total Credits	Ending Balance
498	BAIL BOND SECURITY FUND	498	BAIL BOND SECURITY FUND				
	<u>Account</u>		<u>Account Description</u>				
	101.6475		Cash in Bank Bail Bond Security Account	205,472.64	0.00	0.00	205,472.64
	155.0001		Other Assets Bondsmen Security CD	410,000.00	0.00	0.00	410,000.00
	Fund Total: 3 Accounts			<u>\$689,375.84</u>	<u>\$45.00</u>	<u>\$150.00</u>	<u>\$689,270.84</u>
499	EMPLOYEE FUND-GF	499	EMPLOYEE FUND-GF				
	<u>Account</u>		<u>Account Description</u>				
	101.0000		Cash in Bank Cash Operating Funds	13,053.32	206.91	0.00	13,260.23
	Fund Total: 1 Account			<u>\$13,053.32</u>	<u>\$206.91</u>	<u>\$0.00</u>	<u>\$13,260.23</u>
501	COUNTY ATTORNEY HOT CHECK FEES	501	COUNTY ATTORNEY HOT CHECK FEES				
	<u>Account</u>		<u>Account Description</u>				
	101.0000		Cash in Bank Cash Operating Funds	301.92	30.00	232.03	99.89
	Fund Total: 1 Account			<u>\$301.92</u>	<u>\$30.00</u>	<u>\$232.03</u>	<u>\$99.89</u>
505	LAW ENFORCEMENT TRAINING FUNDS	505	LAW ENFORCEMENT TRAINING FUNDS				
	<u>Account</u>		<u>Account Description</u>				
	101.0000		Cash in Bank Cash Operating Funds	25,703.16	0.00	460.16	25,243.00
	Fund Total: 1 Account			<u>\$25,703.16</u>	<u>\$0.00</u>	<u>\$460.16</u>	<u>\$25,243.00</u>
600	DEBT SERVICE	600	DEBT SERVICE				
	<u>Account</u>		<u>Account Description</u>				
	101.0000		Cash in Bank Cash Operating Funds	10,760.66	2.17	0.00	10,762.83
	104.0000		Certificates of Deposit First United Bank	0.00	0.00	0.00	0.00
	104.0002		Certificates of Deposit Schertz Bank & Trust	0.00	0.00	0.00	0.00
	151.0002		Investments Texas Class MBIA Account	165,600.71	7,044.29	0.00	172,645.00
	Fund Total: 4 Accounts			<u>\$176,361.37</u>	<u>\$7,046.46</u>	<u>\$0.00</u>	<u>\$183,407.83</u>
700	CAPITAL PROJECT FUND	700	CAPITAL PROJECT FUND				
	<u>Account</u>		<u>Account Description</u>				
	101.0000		Cash in Bank Cash Operating Funds	11,302,473.35	18,424,000.00	92,106.14	29,634,367.21
	104.0000		Certificates of Deposit First United Bank	4,000,000.00	0.00	0.00	4,000,000.00
	104.0001		Certificates of Deposit Marion State Bank	5,000,000.00	0.00	0.00	5,000,000.00
	104.0002		Certificates of Deposit Schertz Bank & Trust	450,000.00	0.00	0.00	450,000.00

October 2025 Combined Statement of Receipts & Disbursements

From Date: 10/1/2025 - To Date: 10/31/2025

Detail Listing, Report By Fund - Account

Fund	Description	Paying Fund	Paying Fund Description	Beginning Balance	Total Debits	Total Credits	Ending Balance
700	CAPITAL PROJECT FUND	700	CAPITAL PROJECT FUND				
	<u>Account</u>		<u>Account Description</u>				
	151.0002		Investments Texas Class MBIA Account	0.00	0.00	0.00	0.00
	Fund Total: 5 Accounts			\$20,752,473.35	\$18,424,000.00	\$92,106.14	\$39,084,367.21
714	RECOVERY FUND GRANTS	714	RECOVERY FUND GRANTS				
	<u>Account</u>		<u>Account Description</u>				
	101.0000		Cash in Bank Cash Operating Funds	0.00	0.00	0.00	0.00
	103.1797		Money Market FY21 ARP -First United MM	116,738.62	200,000.00	85,000.00	231,738.62
	151.0002		Investments Texas Class MBIA Account	19,452,956.73	70,403.48	200,000.00	19,323,360.21
	Fund Total: 3 Accounts			\$19,569,695.35	\$270,403.48	\$285,000.00	\$19,555,098.83
800	JAIL COMMISSARY FUND	800	JAIL COMMISSARY FUND				
	<u>Account</u>		<u>Account Description</u>				
	101.0000		Cash in Bank Cash Operating Funds	758,557.63	53,464.57	196,974.57	615,047.63
	Fund Total: 1 Account			\$758,557.63	\$53,464.57	\$196,974.57	\$615,047.63
850	EMPLOYEE HEALTH BENEFITS	850	EMPLOYEE HEALTH BENEFITS				
	<u>Account</u>		<u>Account Description</u>				
	101.0000		Cash in Bank Cash Operating Funds	955,447.46	997,583.12	1,185,696.19	767,334.39
	101.0012		Cash in Bank FLEXIBLE SPENDING (FSA) ACCOUNT	0.00	0.00	0.00	0.00
	104.0000		Certificates of Deposit First United Bank	0.00	0.00	0.00	0.00
	104.0002		Certificates of Deposit Schertz Bank & Trust	0.00	0.00	0.00	0.00
	151.0002		Investments Texas Class MBIA Account	6,427,310.21	23,377.98	0.00	6,450,688.19
	Fund Total: 5 Accounts			\$7,382,757.67	\$1,020,961.10	\$1,185,696.19	\$7,218,022.58
855	WORKERS' COMPENSATION FUND	855	WORKERS' COMPENSATION FUND				
	<u>Account</u>		<u>Account Description</u>				
	101.0000		Cash in Bank Cash Operating Funds	906,840.78	176.61	102,548.79	804,468.60
	Fund Total: 1 Account			\$906,840.78	\$176.61	\$102,548.79	\$804,468.60

October 2025 Combined Statement of Receipts & Disbursements

From Date: 10/1/2025 - To Date: 10/31/2025

Detail Listing, Report By Fund - Account

Fund	Description	Paying Fund	Paying Fund Description	Beginning Balance	Total Debits	Total Credits	Ending Balance
895	COUNTY ATTORNEY GRANTS	895	COUNTY ATTORNEY GRANTS				
	<u>Account</u>		<u>Account Description</u>				
	101.0000		Cash in Bank Cash Operating Funds	7,473.65	12.55	12,046.52	(4,560.32)
			Fund Total: 1 Account	<u>\$7,473.65</u>	<u>\$12.55</u>	<u>\$12,046.52</u>	<u>(\$4,560.32)</u>
897	LAW ENFORCEMENT GRANTS	897	LAW ENFORCEMENT GRANTS				
	<u>Account</u>		<u>Account Description</u>				
	101.0000		Cash in Bank Cash Operating Funds	25,629.81	0.00	45,844.33	(20,214.52)
			Fund Total: 1 Account	<u>\$25,629.81</u>	<u>\$0.00</u>	<u>\$45,844.33</u>	<u>(\$20,214.52)</u>
899	MISCELLANEOUS SHORT TERM GRANTS	899	MISCELLANEOUS SHORT TERM GRANTS				
	<u>Account</u>		<u>Account Description</u>				
	101.0000		Cash in Bank Cash Operating Funds	0.00	4,770.50	338,613.45	(333,842.95)
			Fund Total: 1 Account	<u>\$0.00</u>	<u>\$4,770.50</u>	<u>\$338,613.45</u>	<u>(\$333,842.95)</u>
Grand Total: 52 Funds				<u>\$145,359,247.78</u>	<u>\$65,145,358.46</u>	<u>\$74,698,664.80</u>	<u>\$135,805,941.44</u>

GUADALUPE COUNTY, TEXAS

Debt Service Schedule - Outstanding Debt

TAX NOTES, SERIES 2020

In November 2020, the Guadalupe County Commissioners Court issued \$8,500,000 in Tax Notes. These Tax Notes were issued for the purposes of constructing, purchasing, renovating, equipping, enlarging, and improving County facilities, and purchasing personal property, materials, supplies, equipment, machinery, land, and rights-of-way for authorized needs and purposes relating to the aforementioned capital improvements and professional services relating to the aforementioned projects.

FISCAL YEAR	PRINCIPAL DUE 2/1	INTEREST RATE	INTEREST DUE 2/1	INTEREST DUE 8/1	TOTAL
2021			\$ -	\$ -	\$ -
2022	\$ -	0.536%	\$ -	\$ -	\$ -
2023	\$ -	0.564%	\$ -	\$ -	\$ -
2024	\$ -	0.591%	\$ -	\$ -	\$ -
2025	\$ -	0.692%	\$ -	\$ -	\$ -
2026	\$ 2,670,000.00	0.793%	\$ 23,523.10	\$ 12,936.55	\$ 2,706,459.65
2027	\$ 2,735,000.00	0.946%	\$ 12,936.55	\$ -	\$ 2,747,936.55
	<u>\$ 5,405,000.00</u>		<u>\$ 36,459.65</u>	<u>\$ 12,936.55</u>	<u>\$ 5,454,396.20</u>


Total Debt Outstanding as of 10/01/2025	\$ 5,405,000.00
Less scheduled principal payments for FY26	<u>\$ (2,670,000.00)</u>
Total Debt Outstanding as of 09/30/2026	<u>\$ 2,735,000.00</u>

Monthly Departmental Revenues for the Fiscal Year October 1, 2025 to September 30, 2026

	Oct-25	REVENUE YEAR-TO- DATE
ADULT DETENTION CENTER	\$ 61,780.86	\$ 61,780.86
BINGO	\$ -	\$ -
CO ATTORNEY	\$ 5,184.80	\$ 5,184.80
CONSTABLE 1	\$ 6,369.45	\$ 6,369.45
CONSTABLE 2	\$ 6,201.81	\$ 6,201.81
CONSTABLE 3	\$ 5,683.50	\$ 5,683.50
CONSTABLE 4	\$ 5,182.40	\$ 5,182.40
COUNTY CLERK-CIVIL	\$ 38,465.86	\$ 38,465.86
COUNTY CLERK-CCL AND CCL2	\$ 33,924.10	\$ 33,924.10
COUNTY CLERK-DEEDS/VITALS	\$ 166,250.04	\$ 166,250.04
DISTRICT CLERK-CIVIL	\$ 78,314.14	\$ 78,314.14
DISTRICT CLERK-CCM	\$ 16,565.06	\$ 16,565.06
ELECTIONS	\$ -	\$ -
ENVIRONMENTAL HEALTH	\$ 22,400.00	\$ 22,400.00
FIRE MARSHAL	\$ 157,863.68	\$ 157,863.68
NON-DEPARTMENTAL *	\$ -	\$ -
HOTEL OCCUPANCY TAX	\$ -	\$ -
JUSTICE OF THE PEACE, PCT. 1	\$ 117,162.39	\$ 117,162.39
JUSTICE OF THE PEACE, PCT. 2	\$ 36,279.59	\$ 36,279.59
JUSTICE OF THE PEACE, PCT. 3	\$ 15,682.55	\$ 15,682.55
JUSTICE OF THE PEACE, PCT. 4	\$ 61,173.48	\$ 61,173.48
JUVENILE PROBATION	\$ 141,065.57	\$ 141,065.57
ROAD AND BRIDGE	\$ 5,400.00	\$ 5,400.00
SHERIFF'S DEPARTMENT	\$ 13,650.53	\$ 13,650.53
TAX OFFICE	\$ 5,823,664.01	\$ 5,823,664.01
TREASURER'S OFFICE	\$ 420.00	\$ 420.00
TOTAL MONTHLY REVENUES	\$ 6,818,683.82	\$ 6,818,683.82

*NON-DEPARTMENTAL includes:

**GUADALUPE COUNTY
SALES TAX COLLECTIONS COMPARISON FY2025 / FY2026**




Month Collected / Month Remitted	FY 2025	Month Collected / Month Remitted	FY 2026	FY 2025 / 2026 Net Difference	Comparable Monthly % Change Increase/Decrease
October / December	\$ 1,187,582.00	October / December	\$ 1,184,618.00	\$ (2,964.00)	-0.25%
November / January	\$ 1,262,795.00	November / January	\$ -	\$ -	0.00%
December / February	\$ 1,642,640.00	December / February	\$ -	\$ -	0.00%
January / March	\$ 1,128,688.00	January / March	\$ -	\$ -	0.00%
February / April	\$ 1,077,977.00	February / April	\$ -	\$ -	0.00%
March / May	\$ 1,390,204.00	March / May	\$ -	\$ -	0.00%
April / June	\$ 1,517,765.00	April / June	\$ -	\$ -	0.00%
May / July	\$ 1,550,835.00	May / July	\$ -	\$ -	0.00%
June / August	\$ 1,351,087.00	June / August	\$ -	\$ -	0.00%
July / September	\$ 1,664,112.00	July / September	\$ -	\$ -	0.00%
August / October	\$ 1,309,442.00	August / October	\$ -	\$ -	0.00%
September / November	\$ 1,456,318.00	September / November	\$ -	\$ -	0.00%
Total Payments Received:	\$ 16,539,445.00	Total Payments Received:	\$ 1,184,618.00	\$ (2,964.00)	

**Note - Sales Tax is paid two months in arrears from Texas Comptroller of Public Accounts.

**SALES TAX BY FISCAL YEAR 5 YEAR TREND
BUDGET vs ACTUAL**

	FY 2022	FY 2023	FY 2024	FY2025	FY2026
BUDGET	\$ 9,576,000	\$11,400,000	\$13,000,000	\$15,600,000	\$16,200,000
ACTUAL	\$ 13,228,590	\$14,190,088	\$15,398,618	\$16,539,445	\$1,184,618

Treasurer's Investment Report



**SUBMITTED TO: COMMISSIONERS' COURT, GUADALUPE COUNTY
BY: HONORABLE LINDA DOUGLASS, COUNTY TREASURER**

This report is prepared in accordance with the provisions of Government Code 2256.023, The Public Funds Investment Act, which requires at least quarterly reporting of investment transactions for county funds to the Commissioners' Court. The investments held in Guadalupe County's portfolio comply with the Public Funds Investment Act and the County's Investment Policy and Strategies.

General Statement

This report summarizes the County's Investment Portfolio position and performance for the month ended October 31, 2025.

Funds of Guadalupe County will be invested in accordance with federal and state laws and within the boundaries of the Investment Policy. Investments shall be made with judgment and care under circumstances then prevailing-which persons of prudence, discretion, and intelligence exercise in the management of their affairs, not for speculation, but for investment, considering the probable safety of their capital as well as the probable income to be derived. The first and foremost consideration of all Guadalupe County investment transactions is the suitability of the investment to the financial requirements of the County. Guadalupe County will invest according to investment strategies for each fund as they are adopted by Commissioners' Court resolution in accordance with PFIA 2256 of the Texas Government Code.

Currently, the County's investments are made up utilizing Texas Class Investment Pool, Certificates of Deposit, Agency Bonds, and Money Market Funds. Pools combine the cash of participating jurisdictions and invest the assets in securities otherwise allowed under state law regarding government investments. During the current 2025-2026 fiscal year, interest earnings year to date totaled \$435,432.00.00 as of October 31, 2025 (See "**Interest Earnings by Fund**" schedule on page 11). These interest earnings include interest earned on First United Bank Accounts, Certificates of Deposit, Agency Bonds and Texas Class Investment Pool.

Cash Balances

“Cash balances” are the dollar amounts in a checking account that can be transferred, invested, used to pay down debt, or left in the account for compensation purposes. The total available cash balances on-hand in First United Bank and Texas Class as of October 31, 2025, was \$39,745,830.00 (See “**Cash Balances**” schedule on page 12). Balances in Texas Class and Certificates of Deposits made up 54% and Agency Bonds made up 46% of all invested funds. Cash balances in First United Bank and Texas Class accounts are monitored accordingly.

Collateral Adequacy

Collateral on cash balances and investments was adequate during the month. Collateral pledged as of October 31, 2025, is as follows: First United Bank FHLB Letters of Credit pledged plus FDIC insurance were \$36,610,870.00 Schertz Bank and Trust FHLB Letters of Credit pledged plus FDIC insurance was \$18,250,000.00, Marion State Bank collateral pledged plus FDIC insurance held in Safekeeping by Frost Bank was \$12,735,316.00.

Investment Strategy

In accordance with the Public Funds Investment Act, Guadalupe County Investment Strategies shall address the following priorities:

- Understanding of the suitability of the investment to the financial requirements of the County;
- Preservation and safety of principal;
- Liquidity;
- Marketability of the investment if the need arises to liquidate the investment before maturity;
- Diversification of the investment portfolio; and
- Yield

A portion of the operating portfolio will be used to invest funds in Texas Class Investment Pool and Money Market Funds. Available funds can be invested in highly liquid short-term Treasury Bills, Agency Discount Notes, US Government Bonds, and Certificates of Deposit with a stated maturity of thirty-six (36) months or less when their yield exceeds Texas Class or Money Market Fund Rates. The dollar-weighted average maturity of 365 days or less will be calculated using the stated final maturity dates of each security.

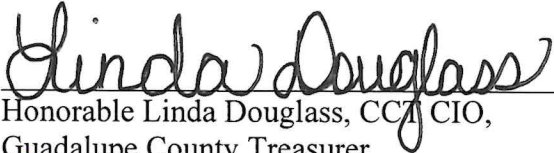
Guadalupe County will attempt to diversify its investments to help ensure the financial security and optimum liquidity of funds while achieving the maximum yield adhering to the County Investment Policy and state laws.

Monies will continue to be invested in a positive manner based on the cash flow needs of Guadalupe County. Investments are made with the intention of holding to maturity, but with the ability to liquidate should funds be needed at any time. As always, we remain focused on safety, liquidity, and then yield.


We will avoid speculative investing and maintain the highest professional and ethical standards as custodians of the public trust.

This report has been prepared in compliance with the Local Government Code 116.112 and Government Code, Subchapter A, Chapter 2256, Public Funds Investment Act.

February 24, 2026
Submitted by:



Honorable Linda Douglass, CCA, CIO,
Guadalupe County Treasurer



Jacqueline Zambrano, CIO
Assistant County Treasurer

DESCRIPTION OF INVESTMENT INSTRUMENTS

Descriptions of the different instruments are as follows:

Certificates of Deposit - A deposit of funds, in a bank or savings and loan association, for a specified term that earns interest at a specified rate or rate formula. CD's may be secured or unsecured. They may be for terms as short as 1 week or as long as or longer than 10 years.

Commercial Paper - Unsecured, short-term promissory notes issued by corporations for specific amounts and with specific maturity dates. Commercial Paper may be sold on a discount basis or may bear interest. Terms can be as short as 1 day and usually do not exceed 270 days

Discount Notes – Securities that do not pay periodic interest. Investors earn the difference between the discount issue price and the full face value paid at maturity.

Fair Value – the amount at which a financial instrument could be exchanged in a current transaction between willing parties, other than in a force or liquidation sale.

Federal Agencies – were created to provide credit to various sectors of the economy. They include the issuance of discount notes, coupon notes and bonds, and mortgage securities.

Market Value - the amount of which an instrument can be sold on a given date, prior to maturity.

Money Market Mutual Fund – are interest-bearing funds that invest in short-term investments so that the funds remain liquid and available to depositors. Such funds will normally include in their investment objectives the maintenance of a stable net asset value. The dollar-weighted average stated maturity of such funds is usually 60 days or less.

Par Value – the amount the collateral is worth if it's sold as face value.

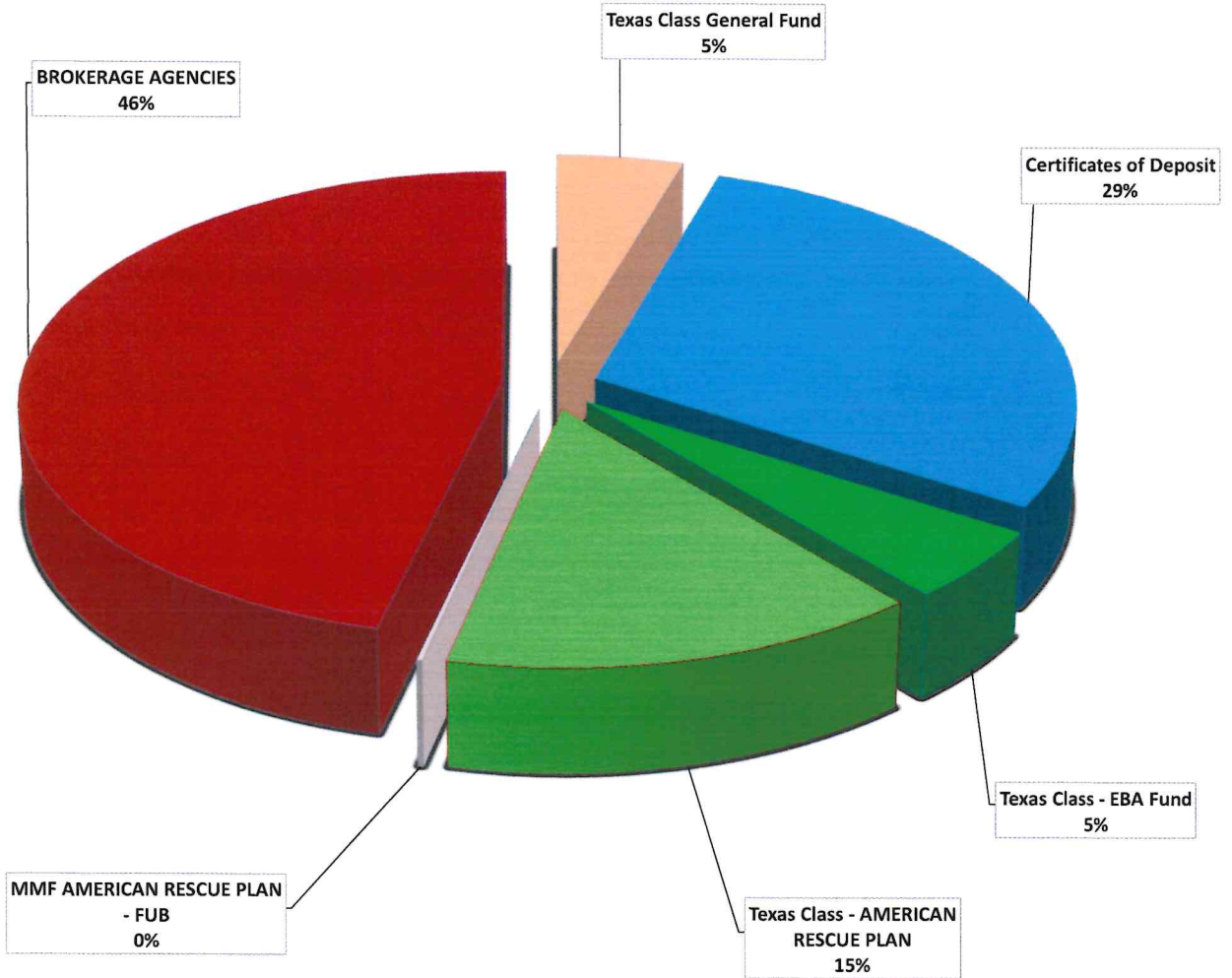
Repurchase Agreements (Repos) – are short-term agreements to purchase securities and then, at a specified time, sell them back to the original party at the same price. Repos are agreements, not instruments, and transactions are generally subject to a Master Repurchase Agreement that stipulates the rights and obligations of the parties involved. The securities delivered are considered collateral and are usually treasuries, agencies, or mortgages. A stated “Repo rate” is the rate of interest that may be earned calculated on an actual-day month/360-day year basis.

Treasury Bills – are issued at a discount at an auction conducted by the Federal Reserve Bank. Bills may be issued in maturities of 3-months, 6-months, or 1-year. The difference between the face amount at maturity and the discounted amount paid by the investor is the income earned on the security. The market for treasury bills is the most active and most carefully watched sector in the world. Every other type of security trades at a basis spread over treasuries.

Treasury Notes & Bonds – are interest-bearing securities with a stated coupon rate issued at or near face value and redeemable at face value. Notes have maturities from 1 to 10 years and bonds have maturities from 10 to 30 years.

**PORTFOLIO BY TYPE OF INVESTMENT ALLOCATION
AS OF OCTOBER 31, 2025**

Texas Class General Fund	\$	6,140,298.00
Certificates of Deposit	\$	38,382,375.00
Texas Class - EBA Fund	\$	6,450,688.00
Texas Class - AMERICAN RESCUE PLAN	\$	19,323,360.00
MMF AMERICAN RESCUE PLAN - FUB	\$	231,739.00
BROKERAGE AGENCIES	\$	60,900,000.00
TOTAL	\$	131,428,460.00



INTEREST RATES HISTORY BY MONTH AND YEAR

FIRST UNITED BANK ACCOUNTS

	2021	2022	2023	2024	2025
JAN	0.25%	0.25%	0.50%	0.50%	0.50%
FEB	0.25%	0.25%	0.50%	0.50%	0.50%
MAR	0.25%	0.25%	0.50%	0.50%	0.50%
APR	0.25%	0.25%	0.50%	0.50%	0.50%
MAY	0.25%	0.25%	0.50%	0.47%	0.70%
JUNE	0.25%	0.25%	0.50%	0.50%	1.51%
JULY	0.25%	0.25%	0.50%	0.50%	1.51%
AUG	0.25%	0.25%	0.50%	0.50%	1.51%
SEPT	0.25%	0.25%	0.50%	0.50%	1.51%
OCT	0.25%	0.25%	0.50%	0.50%	1.51%
NOV	0.25%	0.25%	0.50%	0.50%	
DEC	0.25%	0.25%	0.50%	0.50%	

FUB-MONEY MARKET FUND

	2021	2022	2023	2024	2025
JAN	0.50%	0.50%	2.78%	2.78%	2.78%
FEB	0.50%	0.50%	2.79%	2.78%	2.79%
MAR	0.50%	0.50%	2.79%	2.78%	2.79%
APR	0.50%	0.50%	2.79%	2.78%	2.78%
MAY	0.50%	0.50%	2.78%	2.78%	2.83%
JUNE	0.50%	0.50%	2.78%	2.78%	3.04%
JULY	0.50%	0.50%	2.79%	2.78%	3.04%
AUG	0.50%	0.50%	2.78%	2.78%	3.04%
SEPT	0.50%	0.50%	2.78%	2.78%	3.04%
OCT	0.50%	0.50%	2.78%	2.78%	3.04%
NOV	0.50%	0.50%	2.78%	2.78%	
DEC	0.50%	0.50%	2.78%	2.78%	

TEXAS CLASS INVESTMENT POOL

	2021	2022	2023	2024	2025
JAN	0.13%	0.09%	4.57%	5.54%	4.54%
FEB	0.10%	0.12%	4.76%	5.48%	4.49%
MAR	0.10%	0.28%	4.86%	5.47%	4.44%
APR	0.08%	0.47%	5.04%	5.43%	4.44%
MAY	0.07%	0.81%	5.20%	5.43%	4.41%
JUNE	0.06%	1.15%	5.27%	5.42%	4.40%
JULY	0.06%	1.63%	5.32%	5.45%	4.40%
AUG	0.05%	2.28%	5.48%	5.43%	4.39%
SEPT	0.04%	2.67%	5.52%	5.29%	4.35%
OCT	0.04%	3.22%	5.56%	5.04%	4.28%
NOV	0.05%	3.85%	5.56%	4.89%	
DEC	0.06%	4.32%	5.57%	4.75%	

INTEREST EARNINGS BY FUND VS ACTUAL FY 2025 / 2026

FUND	OCT. 2025 INTEREST	TOTAL INTEREST YEAR-TO-DATE	ANNUAL BUDGET FY 25-26	YTD DIFFERENCE
GF NON-DEPARTMENTAL 100-409-330-7610	\$ 304,929.37	\$ 304,929.37	\$ 5,300,000.00	\$ (4,995,070.63)
GF TAX ASSESSOR COLLECTOR 100-499-330-7610	\$ 1,905.65	\$ 1,905.65	\$ 25,000.00	\$ (23,094.35)
ROAD & BRIDGE FUND 200-620-330-7610	\$ 25,999.21	\$ 25,999.21	\$ 620,000.00	\$ (594,000.79)
JUVENILE PROBATION FUND 325-672-330-7610	\$ 4,656.05	\$ 4,656.05	\$ 6,000.00	\$ (1,343.95)
325-672-330-7611	\$ 466.76	\$ 466.76	\$ 500.00	\$ (33.24)
326-672-330-7610	\$ 2.83	\$ 2.83	\$ -	\$ 2.83
327-672-330-7610	\$ -	\$ -	\$ -	\$ -
CO. CLERK RECORDS ARCHIVE 411-100-330-7610	\$ 673.33	\$ 673.33	\$ 20,000.00	\$ (19,326.67)
CHILD WELFARE FUND 439-100-330-7610	\$ 33.33	\$ 33.33	\$ -	\$ 33.33
CO ATTY STATE FORFEITURE 446-100-330-7610	\$ 463.16	\$ 463.16	\$ 1,000.00	\$ (536.84)
GENERAL FUND DEBT SERVICE 600-680-330-7610	\$ 609.15	\$ 609.15	\$ 30,000.00	\$ (29,390.85)
RECOVERY FUND 714-930-330-7610	\$ 70,403.48	\$ 70,403.48	\$ -	\$ 70,403.48
JAIL COMMISSARY FUND 800-100-330-7610	\$ 132.25	\$ 132.25	\$ -	\$ 132.25
EMPLOYEE BENEFIT FUND 850-698-330-7610	\$ 24,981.11	\$ 24,981.11	\$ 375,000.00	\$ (350,018.89)
WORKERS' COMP FUND 855-699-330-7610	\$ 176.61	\$ 176.61	\$ 500.00	\$ (323.39)
TOTAL INTEREST EARNED	\$435,432.29	\$435,432.29	\$ 6,378,000.00	\$ (5,942,567.71)

*Interest earned includes all investment interest (both Texas Class and Certificates of Deposit) and interest earned on all demand deposit accounts and Money Market Fund accounts.

INVESTMENT INCOME INTEREST BY FISCAL YEAR 5 YEAR TREND BUDGET vs ACTUAL

	FY 2022	FY 2023	FY 2024	FY 2025	FY 2026
BUDGET	867,850	1,015,775	3,028,064	4,858,400	6,378,000
ACTUAL	1,250,955	5,178,541	7,322,817	7,024,667	435,432

GENERAL LEDGER BANK RECONCILIATION BALANCES AND INTEREST PAID AS OF 10/31/2025

FUND	ACCT #	FIRST UNITED BANK		TXCLASS ACCOUNTS	INTEREST PAID
		ACCOUNTS	MONEY MARKET		
ADULT PROBATION ACCOUNT	XX5250	\$ 285,342.72			\$ 464.50
FIRST UNITED GENERAL FUND	XX3313	\$ 1,274,937.70			\$ 5,643.34
PAYROLL ACCT.	XX4824	\$ 938,869.02			\$ 1,809.64
JUVENILE PROBATION	XX2308	\$ 553,497.23			\$ 1,406.32
SHERIFF'S FORFEITURE	XX4867	\$ 983,055.95			\$ 1,354.83
STATE FORFEITURE PROCEEDS PCT 1	XX0298	\$ 4,282.16			\$ 5.45
STATE FORFEITURE PROCEEDS PCT 3	XX3844	\$ 2,599.99			\$ 3.52
STATE FORFEITURE PROCEEDS PCT 4	XX3572	\$ 3,826.11			\$ 4.86
FUB EMPLOYEE BENEFIT ACCOUNT	XX4645	\$ 767,334.39			\$ 1,603.13
JURY FUND	XX6317	\$ 10,694.52			\$ 14.43
CHILD PROTECTION	XX4832	\$ 24,264.59			\$ 33.33
CO ATTY FORF	XX9255	\$ 364,368.85			\$ 463.16
ADULT PROBATION MMF	XXX258		\$ 1,011,687.20		\$ 2,736.61
JUVENILE PROBATION MMF	XX6266		\$ 1,374,985.34		\$ 3,719.32
AMERICAN RESCUE PLAN	XX1797		\$ 231,738.62		\$ 439.22
TXCLASS EMPLOYEE BENEFIT ACCT	XX0005			\$ 6,450,688.19	\$ 23,377.98
TXCLASS GENERAL FUND	XX0002			\$ 6,140,297.56	\$ 27,317.86
TXCLASS ARP	XX0004			\$ 19,323,360.21	\$ 70,403.48
TOTAL CASH BALANCES		\$ 5,213,073.23	\$ 2,618,411.16	\$ 31,914,345.96	\$ 140,800.98

GENERAL LEDGER COMBINED BANK BALANCES AS OF 10/31/25 \$ 39,745,830.35

CURRENT INTEREST RATE:

FUB OPERATING	1.51%
FUB MONEY MARKET FUND	3.04%
TEXAS CLASS INVESTMT POOL	4.28%

**GUADALUPE COUNTY, TEXAS
 CERTIFICATE OF DEPOSITS PORTFOLIO
 OCTOBER 1, 2025 - OCTOBER 31, 2025**

FUND	FUND NAME	ACCOUNT NUMBER	ISSUER	PAR AMOUNT	RATE	PURCHASE DATE	MATURITY DATE	INTEREST FOR SEPT 2025	INTEREST FOR OCT 2025	TOTAL INTEREST PAID IN OCT	MARKET VALUE	SAFEKEEPING LOCATION
100	GENERAL FUND	XXXX030	FIRST UNTIED BANK	\$ 5,151,772.35	4.50%	01/17/25	01/17/26	\$ 8,256.95	\$ 10,797.55	\$ 19,054.50	\$ 5,170,826.85	TEXAS INDEPENDENT BANK & FHL BANK
100	GENERAL FUND	XXXX574	FIRST UNTIED BANK	\$ 5,132,157.66	4.50%	02/12/25	02/12/26	\$ 12,654.64	\$ 6,327.32	\$ 18,981.96	\$ 5,151,139.62	TEXAS INDEPENDENT BANK & FHL BANK
100	GENERAL FUND	XXXX270	MARION STATE BANK	\$ 2,241,752.51	4.50%	02/10/25	02/10/26	\$ 5,811.15	\$ 2,495.10	\$ 8,306.25	\$ 2,250,058.76	FROST BANK
100	GENERAL FUND	XXXX099	MARION STATE BANK	\$ 2,403,362.38	4.75%	05/10/24	05/10/26	\$ 6,576.65	\$ 2,824.07	\$ 9,400.72	\$ 2,412,763.10	FROST BANK
100	GENERAL FUND	XXXX283	MARION STATE BANK	\$ 2,235,409.26	4.50%	03/03/25	03/03/26	\$ 7,729.61	\$ 553.14	\$ 8,282.75	\$ 2,243,692.01	FROST BANK
100	GENERAL FUND	XXXX453	MARION STATE BANK	\$ 4,275,581.69	4.00%	04/23/25	04/23/26	\$ 3,749.89	\$ 10,329.18	\$ 14,079.07	\$ 4,289,660.76	FROST BANK
100	GENERAL FUND	XXXX016	SCHERTZ STATE BANK & TRUST	\$ 2,279,360.31	4.25%	09/07/25	09/07/26	\$ 6,369.72	\$ 1,592.43	\$ 7,962.15	\$ 2,287,322.46	FEDERAL HOME & LOAN BANK
100	GENERAL FUND	XXXX498	SCHERTZ STATE BANK & TRUST	\$ 3,481,749.91	4.50%	09/02/24	03/02/26	\$ 12,448.45	\$ 429.26	\$ 12,877.71	\$ 3,494,627.62	FEDERAL HOME & LOAN BANK
100	GENERAL FUND	XXXX128	SCHERTZ STATE BANK & TRUST	\$ 5,712,407.28	4.50%	01/25/25	01/25/26	\$ 3,521.35	\$ 17,606.73	\$ 21,128.08	\$ 5,733,535.36	FEDERAL HOME & LOAN BANK
100	GENERAL FUND	XXXX936	SCHERTZ STATE BANK & TRUST	\$ 3,079,294.59	4.50%	02/03/25	02/03/26	\$ 10,629.89	\$ 759.28	\$ 11,389.17	\$ 3,090,683.76	FEDERAL HOME & LOAN BANK
100	GENERAL FUND	XXXX328	SCHERTZ STATE BANK & TRUST	\$ 2,249,943.56	4.25%	11/01/24	05/01/26	\$ -	\$ 8,121.37	\$ 8,121.37	\$ 2,258,064.93	FEDERAL HOME & LOAN BANK
COMBINED FUND TOTALS				\$ 38,242,791.50				\$ 77,748.29	\$ 61,835.43	\$ 139,583.73	\$ 38,382,375.23	

REDEEMED
 NEW CERTIFICATE OF DEPOSITS
 RENEWED CD

FUB	\$	10,321,966.47
MSB	\$	11,196,174.63
SBT	\$	16,864,234.13
Total in GL	\$	38,382,375.23

AGENCY BONDS INVESTMENT PORTFOLIO FOR OCTOBER 1, 2025 THRU OCTOBER 31, 2025

BROKER	FUND	ISSUER	ORIGINAL FACE VALUE	CUSIP NUMBER	SETTLEMENT DATE	MATURITY DATE	NEXT CALL DATE	YEILD	ENDING MARKET VALUE
MULTI-BANK SECURITIES	100 - GENERAL FUND	FEDERAL FARM CR BKS	\$ 1,000,000.00	3133ERXY2	10/21/2024	10/21/2027	10/21/2026	4.000%	\$ 1,000,950.00
MULTI-BANK SECURITIES	100 - GENERAL FUND	FEDERAL FARM CR BKS	\$ 2,000,000.00	3133ERUJ8	09/23/2024	09/23/2027	Anytime	4.100%	\$ 1,997,640.00
MULTI-BANK SECURITIES	100 - GENERAL FUND	FEDERAL FARM CR BKS	\$ 4,000,000.00	3133ERE23	12/02/2024	12/02/2027	12/02/2026	4.320%	\$ 4,015,840.00
MULTI-BANK SECURITIES	100 - GENERAL FUND	FEDERAL HOME LN BKS	\$ 3,000,000.00	3130B42Y6	12/23/2024	12/23/2027	12/23/2025	4.500%	\$ 2,999,670.00
MULTI-BANK SECURITIES	100 - GENERAL FUND	FEDERAL HOME LN MTG	\$ 3,000,000.00	3134HAY31	01/14/2025	01/14/2028	01/14/2026	4.500%	\$ 2,997,990.00
MULTI-BANK SECURITIES	100 - GENERAL FUND	FEDERAL FARM CR BKS	\$ 3,500,000.00	3133ERZ20	01/28/2025	01/28/2028	01/28/2026	4.630%	\$ 3,498,950.00
MULTI-BANK SECURITIES	100 - GENERAL FUND	FEDERAL FARM CR BKS	\$ 4,000,000.00	3130B4Z46	02/18/2025	02/18/2028	02/18/2026	4.500%	\$ 4,003,880.00
MULTI-BANK SECURITIES	100 - GENERAL FUND	FEDERAL HOME LN BKS	\$ 2,500,000.00	3130B6HH2	05/21/2025	05/21/2027	05/21/2026	4.125%	\$ 2,498,200.00
MULTI-BANK SECURITIES	100 - GENERAL FUND	FEDERAL HOME LN BKS	\$ 2,000,000.00	3130B6LA2	06/09/2025	06/09/2027	06/09/2026	4.180%	\$ 2,004,440.00
MULTI-BANK SECURITIES	100 - GENERAL FUND	FEDERAL FARM CR BKS	\$ 3,000,000.00	3133ETPN1	07/10/2025	07/10/2028	07/10/2026	4.280%	\$ 3,006,360.00
MULTI-BANK SECURITIES	100 - GENERAL FUND	FEDERAL AGRIC MTG	\$ 3,000,000.00	31424WY48	10/16/2025	10/16/2028	10/16/2026	3.875%	\$ 2,998,530.00
NATALLIANCE SECURITIES	100 - GENERAL FUND	FEDERAL HOME LN BNK	\$ 2,000,000.00	3130B3FG3	10/25/2024	10/22/2027	04/22/2026	4.200%	\$ 2,000,860.00
NATALLIANCE SECURITIES	100 - GENERAL FUND	FEDERAL HOME LN BANK	\$ 3,000,000.00	3130B4GP0	01/08/2025	01/08/2027	01/08/2026	4.375%	\$ 2,999,370.00
NATALLIANCE SECURITIES	100 - GENERAL FUND	FEDERAL HOME LN BANK	\$ 3,000,000.00	3130B4GV7	01/07/2025	01/07/2028	01/07/2026	4.500%	\$ 3,000,270.00
NATALLIANCE SECURITIES	100 - GENERAL FUND	FEDERAL HOME LN BANK	\$ 4,000,000.00	3130B53F3	02/19/2025	02/19/2027	02/19/2026	4.400%	\$ 4,002,920.00
NATALLIANCE SECURITIES	100 - GENERAL FUND	FEDERAL HOME LN BANK	\$ 3,000,000.00	3130B5KQ0	03/25/2025	03/25/2027	03/25/2026	4.125%	\$ 3,000,270.00
NATALLIANCE SECURITIES	100 - GENERAL FUND	FEDERAL HOME LN BANK	\$ 3,500,000.00	3130B4SA0	01/28/2025	01/28/2028	01/28/2026	4.600%	\$ 3,499,650.00
NATALLIANCE SECURITIES	100 - GENERAL FUND	FEDERAL HOME LN BANK	\$ 1,400,000.00	3130B5NB0	03/24/2025	09/24/2027	03/24/2026	4.250%	\$ 1,402,814.00
NATALLIANCE SECURITIES	100 - GENERAL FUND	FEDERAL HOME LN BANK	\$ 3,000,000.00	3130B5XT0	04/21/2025	10/21/2027	04/21/2026	4.050%	\$ 2,994,120.00
NATALLIANCE SECURITIES	100 - GENERAL FUND	FARMER MAC	\$ 3,000,000.00	3142WL34	07/24/2025	04/24/2028	07/24/2026	4.300%	\$ 3,008,670.00
NATALLIANCE SECURITIES	100 - GENERAL FUND	FEDERAL HOME LN BANK	\$ 2,000,000.00	3130B7GC2	08/14/2025	08/14/2028	08/14/2026	4.000%	\$ 2,000,560.00
NATALLIANCE SECURITIES	100 - GENERAL FUND	FARMER MAC	\$ 2,000,000.00	3142WQ96	08/21/2025	08/21/2028	08/21/2026	4.100%	\$ 1,998,680.00
Total Account Value			\$ 60,900,000.00						\$ 60,930,634.00

TOTAL INVESTMENT INCOME INTEREST EARNED AGENCY BONDS	
FY 2022	\$ 9,063
FY 2023	\$ 397,099
FY 2024	\$ 1,763,787
FY 2025	\$ 2,218,726
FY 2026 YTD	\$ 235,460